



# TOTAL FIRE GROUP LTD

## Fire Risk Assessment

Conducted at:

Brookway Court  
Bideford Drive  
Wythenshawe  
Manchester  
M23 0GL



05 June 2024



Certificate Number	LS	0395185
--------------------	----	---------



Life Safety Fire Risk Assessment  
Silver Approved Scheme  
**CERTIFICATE OF CONFORMITY**



This certificate is issued by the Approved Company named in Part 1 of the Schedule in respect of the fire risk assessment provided for the person(s) or organisation named in Part 2 of the Schedule at the premises and / or part of the premises identified in Part 3 of the schedule.

SCHEDULE	
<b>Part 1</b>	<b>NSI Life Safety Fire Risk Assessment Silver Approved Organisation</b>
	Total Fire Group Ltd
	<b>BAFE Registration Number</b>
	NSI 00330
<b>Part 2</b>	<b>Name of Client</b>
	Wythenshawe Community Housing Group Limited
<b>Part 3</b>	<b>Address of premises for which the fire risk assessment was carried out</b>
	Brookway Court, Bideford Drive, Wythenshawe, Manchester, M23 0GL
	<b>Part or parts of the premises to which the fire risk assessment applies</b>
	The common parts only.
<b>Part 4</b>	<b>Brief description of the scope and purpose of the fire risk assessment</b>
	In compliance with Article 9(1) of the RRFSA 2005.
<b>Part 5</b>	<b>Effective date of the fire risk assessment</b> 05/06/2024
<b>Part 6</b>	<b>Recommended date for review of the fire risk assessment</b> 05/06/2025

We, being currently a NSI Approved organisation in respect of fire risk assessment identified in the above schedule, certify that the fire risk assessment referred to in the above schedule complies with the Specification identified in the above schedule and with all other requirements as currently laid down within BAFE SP205 Scheme in respect of such fire risk assessment.

<b>Signed (for and on behalf of the issuing Approved organisation)</b>	
<b>Job Title</b>	Senior Fire Safety Consultant
<b>Date</b>	

1. This certificate is used subject to NSI Regulations and Rules of the NSI LIFE SAFETY FIRE RISK ASSESSMENT SILVER Approval Scheme.
2. NSI reserves the right to conduct an audit by an authorised NSI representative during normal business hours, with the permission of the customer, of the fire risk assessment and its related premises in order to ensure that the said risk assessment complies with BAFE Scheme document SP205-1 (the Scheme) Section 7 and generally.
3. NSI requires every NSI LIFE SAFETY FIRE RISK ASSESSMENT SILVER Approved Company to issue a Certificate of Conformity in accordance with the Scheme for all fire risk assessments it carries out that wholly or partly address life safety.
4. The Certificate of Conformity when completed is a clear statement that the Approved Company conducted the fire risk assessment for life safety, it is suitable and sufficient and compliant with the BAFE SP205-1 Scheme document and is certified by a registered competent fire risk assessor.
5. Where life safety and other aspects of fire protection are addressed in the same fire risk assessment a Certificate of Conformity shall be issued but the certificate shall make clear that the certificate applies only to the life safety aspects of the fire risk assessment and not further or otherwise.
6. Should the customer be dissatisfied with the fire risk assessment covered by this certificate, he/she should at first contact the Approved Company at its local office. If satisfaction is not obtained, the customer should address a written complaint to the customer services department at the head office of the Approved Company. If the customer remains dissatisfied, he/she may address a written complaint, outlining the nature of his/her dissatisfaction and the circumstances of the fire risk assessor company's response, to the Customer Care Manager at NSI.

NSI will not normally consider complaints unless the Approved Company has been given the opportunity to resolve the dispute as set out above.

Subject thereto and as hereinafter provided, NSI will endeavour to assist in the resolution of the dispute between the contracting parties, provided always that NSI will not deal with or be involved in any discussions or negotiations with either party with regard to financial or other loss, claims or potential loss claims, outstanding payments or construction and/or interpretation of the Approved Company's terms and conditions of contract.

NSI shall not be liable for any act or omission arising from any assistance it may provide as hereinbefore provided unless such act or omission is shown to have been fraudulent or deceitful.

7. This Certificate confirms conformity with the requirements of BAFE Scheme document SP205-1 applicable at the date of issue by the issuing company. NSI does not undertake to investigate any query or complaint in relation to future changes to BAFE scheme documents, policies or other regulations that render the fire risk assessment in need of further updating. In that event, the appropriate update should be carried out by a company holding NSI LIFE SAFETY FIRE RISK ASSESSMENT Approval.
8. NSI does not accept any responsibility or liability for any fire risk assessment produced by the Approved Company
9. Unless the issuing company's obligation to NSI in respect of the fire risk assessment are undertaken by another NSI Approved Company, NSI will not enforce its Rules or Standards on the Approved Company or on its successor in business in respect of any fire risk assessments after the issuing company ceases to hold NSI LIFE SAFETY FIRE RISK ASSESSMENT Approval.
10. The Certificate is issued subject to the terms and conditions of the company issuing the certificate for the fire risk assessment service.
11. On this certificate and in these terms and conditions, where the context permits, the reference to the issuing company shall include any Approved Company who shall undertake the issuing company's obligations to NSI in respect of the fire risk assessment.

Note.

"SP205" is a Scheme Document published by the British Approvals for Fire Equipment (BAFE).

## Contents

TERMS AND CONDITIONS OF BUSINESS	5
1.0 Fire Risk Assessment Details	6
2.0 General Premises Details	8
3.0 Overall Risk Rating	11
4.0 Dangerous, Flammable, Combustible Materials & Substances	12
5.0 Interior Furnishings	13
6.0 Heating and Electrical Appliances	14
7.0 Persons at Risk	15
8.0 Means of Escape	20
9.0 The Confinement of Fire	24
10.0 Automatic Fire Detection	34
11.0 Emergency Escape Lighting	37
12.0 Fire Fighting Equipment, Facilities, Systems & Fixed Installations	38
13.0 Fire Safety Signs and Notices	42
14.0 General Fire Safety Procedures	44
15.0 Fire Safety Management	45
16.0 Fire Evacuation Plan	46
17.0 Risk Analysis, Priority Ratings and Fire Risk Ratings	48
18.0 Summary of Findings	51
19.0 Recommendations	52
20.0 Commentaries	53
Appendix	54

## TERMS AND CONDITIONS OF BUSINESS

**Brookway Court, Bideford Drive, Wythenshawe, Manchester, M23 0GL**

**This fire risk assessment is in accordance with the full Terms and Conditions provided with our quotation that should be read in full.** The risk assessment should not be relied upon by any person other than the customer/client named herein. i.e. if the premises are sold to a third party. This fire risk assessment is made without prejudice to any requirements made by Local Authority, Building Control or by the local Fire Authority. Fire assessment and evaluation of risk is a dynamic and evolving process. The Assessment that we have prepared is based on the appearance of the premises/building, number of employees, internal layout and information provided on **Wednesday, 5 June 2024**

This fire risk assessment is prepared pursuant to our assessor's knowledge of the premises as disclosed to him/her by the occupier and following an inspection. The working of equipment not specifically checked by him/her is outside our knowledge and control. The risk assessment only identifies those areas of risk apparent at the date above in relation to the risks relating to fire. If there is a change in the structure of the premises/building, number of employees, layout or any other aspect that could impact upon fire safety the Responsible Person should ensure that no revision to the Assessment is required.

We have assessed the risk of fire to ensure legislative compliance and safety of relevant persons and have provided you with our Assessment. Ownership and implementation of the assessment is vital. We accept no responsibility for loss, damage or other liability arising from a fire, loss or injury due to the failure to observe the safety observance and practices identified in our Assessment. The Responsible Person will always remain responsible for the outcome of the Fire Risk Assessment or its review. We highlight that we recommend a periodic fire risk assessment review regardless of any changes in the structure, nature of business and employees. Total Fire Group Ltd accepts no liability where the recommended review date in the fire risk assessment has been exceeded, the information provided should not be relied upon 12 months from the date of the Assessment.

The submission of this Assessment constitutes neither a warranty of future results by Total Fire Group Ltd nor an assurance against risk. The Assessment represents only the best judgement of the consultant involved in its preparation, and is based, in part, on information provided by others. No liability whatsoever is accepted for the accuracy of such information.

Our recommendations are outlined in an Action Plan Summary. This sets out the measures it is considered necessary for you to take to satisfy the requirements of the Fire Safety Order and to protect people from fire. It is particularly important that you study the Action Plan, and, if any recommendation in the Action Plan is unclear, you should seek clarification. You are advised that this fire risk assessment forms only the foundation for management of fire safety in your premises and compliance with the Fire Safety Order. It is imperative you act on its recommendations and record what you have done. This will demonstrate to the enforcing authority your commitment to fire safety and to fulfilling your legal obligations. The Fire Safety Order requires that you keep your risk assessment under review. A date for routine review is given within the Assessment, but you should review the Assessment sooner should there be any reason to suspect it is no longer valid, if a significant change takes place or if a fire occurs.

The Fire Safety Order requires that you give effect to 'arrangements for the effective planning, organization, control, monitoring and review of the preventive and protective measures'. These are the measures that have been identified by the risk assessment as the general fire precautions you need to take to comply with the Fire Safety Order. You must record these arrangements. While this fire risk assessment is not the record of the fire safety arrangements to which the Fire Safety Order refers, much of the information contained in this Assessment will coincide with the information in that record. We have based our assessment on the situation we were able to observe while at the premises and on information provided to us, either verbally or in writing. No verification of full compliance with relevant British Standards was carried out. Our surveys do not involve destructive exposure, and it is not always possible to see in all rooms and areas, nor inspect less readily accessible areas such as above ceilings or voids. It is therefore necessary to rely on a degree of sampling and also reasonable assumptions and judgement.

### **Contact Details**

**Total Fire Group Ltd Suite 312, Waters Meeting Business Park, Britannia Way Bolton BL2 2HH**  
**01204 697990    [info@totalfiregroup.org](mailto:info@totalfiregroup.org)**

**All rights reserved. No part of this document may be reproduced, stored in a retrieval system, or transmitted in any form or by any means (electronic, mechanical, photocopying, recording or otherwise) without the permission of the copyright owner.**

## 1.0 Fire Risk Assessment Details

**The following fire risk assessment has been conducted on behalf of:**

Wythenshawe Community Housing Group Limited

Wythenshawe House, 8 Poundswick Lane, Wythenshawe, Manchester, Greater Manchester, M22 9TA

**and relates only to the premises of:**

Brookway Court, Bideford Drive, Wythenshawe, Manchester, M23 0GL

**Responsible or Accountable person(s):**

Wythenshawe Community Housing Group (WCHG)

**Person(s) consulted and landline contact number:**

No representative of the Responsible Person was present at the time of this Fire Risk Assessment.

**Fire Risk Assessor:**

Jason Gore MIFSM, TIFireE, Tier 3 - Nationally Accredited Fire Risk Assessors Register (NAFRAR N440)

**Validated by:**

Mark O'Meara DMS, Eng Tech, MIFireE, MIFSM, Tier 3 Nationally Accredited Fire Risk Assessor 0143

**Date fire risk assessment was conducted:**

Wednesday, 5 June 2024

**Time:**

9:40am

**Date of last FRA or FRA Review (if known)**

08 Jun 2024

**Suggested date for next review:**

June 2025

**Fire risk assessment limitations:**

A type 3 (Non-Destructive) Fire Risk Assessment (as detailed in the latest guidance document Fire Safety in Purpose Built Blocks of Flats) has been completed with access to flats 21 (4th floor), 30 (5th floor), 34 (6th floor), 65 (11th floor), and 84

(14th floor).

Access was available to the roof-level plant room areas. However, The roof was not accessed for safety reasons and therefore no access was gained to the radio/signal building.

All ground-floor ancillary rooms were accessed including the caretaker's area, the resident's laundry, the pump room, the meter room and the externally accessed bin room, the gas meter cupboard and the detached boiler room.

A good sample/selection of service riser and store cupboards, and dry-rising main cupboards was opened and viewed, and a good sample/selection of areas above the false ceilings was also viewed.

No access was gained into the high-level door within the top-floor lift motor room as the ladder noted that it was not safe. No access was gained into the externally accessed sub-station as this is not owned or managed by WCHG.

Some boarded areas which appeared to be for the gas pipes in the common areas could not be seen behind without performing a destructive fire risk assessment, which was not undertaken at this time.

The assessment of the fire performance of the external wall construction and cladding is excluded from this fire risk assessment. Where required, it is recommended that advice is sought from a qualified and competent specialist on the nature of, and fire risks associated with, the external wall construction, including any cladding on this building. This exclusion is consistent with advice provided by the Fire Industry Association (FIA), specifically within the document 'FIA Guidance on the Issue of Cladding and External Wall Construction in Fire Risk Assessments for Multi-Occupied Residential Premises'. Where it is determined that a detailed assessment of an external wall is required, this should be carried out by specialists in accordance with PAS 9980.

All services or penetrations traversing fire resisting compartments were not confirmed as being sufficiently fire stopped with fire resisting material. Any locations that have been identified are highlighted in section 9. Where fire compartments/fire dampers/ceiling voids were considered inaccessible for safety reasons and could not be physically accessed or were outside the visual range of the assessor, technical comment on these areas cannot be provided. If there are reasons to suspect the fire resistance within the building has not been sufficiently maintained the responsibility to provide this technical information rests with the duty holder.

There were no outstanding notices of deficiencies/enforcement action from the enforcing authority and the fire strategy document and "as built" plans issued on completion of the building/alterations were not observed.

This document is part of the continuous management of fire safety within these premises and as such should be read in conjunction with any previous fire risk assessments.

#### **Note**

The following assessment has been conducted to assist the responsible person in compliance with the Regulatory Reform (Fire Safety) Order 2005. Although reference is made to relevant British Standards, Codes of Practice and Guides the Assessment will not, nor is it intended to, ensure compliance with any of the documents referred to in the Assessment. However, deviations from generally accepted codes, standards and universally recognised good fire safety practice will be clearly identified in the fire risk assessment.

## 2.0 General Premises Details

### 2.1 Number of floors:

17 including the ground floor.

### 2.2 Approximate building footprint:

475m<sup>2</sup>

### 2.3 Details of Construction and Premises:

Brookway Court is a high-rise residential block noted to have been built in 1971, which contains a total of 95 self-contained flats. The premises appear to be of concrete frame construction with brick infill panels and curtain wall glazing which includes spandrel panels that have been replaced since the previous fire risk assessment. Floors and walls are concrete and the premises have a flat roof which is covered with a felt-type material.

Each of the upper floors, aside from the very top (sixteenth) floor, has the same layout. This consists of a central lift lobby containing 2 lifts, of which are lobbies providing access to 3 flats on either side. In one of the flat lobbies is a sprinkler stop valve contained within a boxed-in section and in the other lobby is access to the refuse chute room and an electrical/store cupboard. There is a dry riser outlet on each floor, located within the lift lobby. The single staircase serving all floors is also accessed from the lift lobby on each floor level. The sixteenth floor is of a slightly different arrangement. This floor is not served by either of the lifts, instead being served by a continuation of the single staircase. The lift motor room has 2 access points, either at the very head of the single stair at the sixteenth-floor level or via a door from the lobby serving 2 flats on the sixteenth-floor. The tank room adjoins the lift motor room, as do parts of the roof. The ground floor is also of a different layout, consisting of a lift lobby off which are 2 flats, a laundry and access to a series of short corridors leading to a caretaker's office, meter room and pump room. The refuse and boiler rooms are externally accessed at ground level.

Final exits from the building for the residents are provided from the base of the single staircase and from the lift lobby at ground level. An additional exit is located at the rear of the pump room however is not for resident use.

A number of resident flats were accessed and the layout of these was the same, consisting of an entrance door opening into a hallway, off which were bedroom(s), a bathroom, a store cupboard, a living room, and a kitchen. However, the majority of the kitchens were inner rooms to the living rooms. Enclosed balconies were accessible from living rooms. Each flat was provided with a BS5839-6 Grade D fire alarm system to an LD1 standard of coverage throughout the flat except in cupboards and the bathroom. A BS5839-1 type heat detector was also observed as installed in each of the flat entrance hallways and this has been previously confirmed to be part of the common area fire alarm system which has been reconfigured to be silent (except for in plant and service areas, including the roof) and to function as an emergency alert system for use by the Fire and Rescue Service. Also extending throughout each flat was a sprinkler system, which appeared to be fed by the tanks on the sixteenth-floor tank room and the ground-floor pump room. This sprinkler system was also observed to serve some areas such as the laundry and pump room.

Emergency lighting is installed throughout the common areas, including the plant.

### 2.4 Occupancy/Purpose Groups

The premises are classed as Purpose Group 1a Residential (Flat) as defined by Building Regulations Approved Document B 2019 (amended 2020 and 2022)

### 2.5 Approximate maximum and minimum number of persons:

190 (based upon an assumption of 2 persons per flat).



**2.6 Approximate maximum number of employees at any one time:**

Occasional visits by WCHG staff and tradespersons.

**2.7 Maximum number of members of the public:**

Limited to visitors to the resident flats. The exact number may be variable.

**2.8 Occupants at Special Risk:**

<b><i>Sleeping occupants</i></b>	
Persons familiar with the premises	Yes
Persons unfamiliar with the premises	No
<b><i>Occupants with disabilities</i></b>	
Mobility-impaired	Yes
Hearing-impaired	Yes
Learning difficulties	Yes
Occupants in remote areas	No
Others	Yes
<b>Comments</b>	
<p>Flats are general needs. Residents may be present with any combination of disabilities throughout the premises.</p> <p>The Responsible Person for the premises should provide information and regularly remind tenants on the fire procedures by providing leaflets and where necessary encouraging new tenants to have a home fire safety check by the local fire service. Specific measures regarding tenants with any disabilities identified can be discussed and implemented following the home fire safety check in conjunction with relevant local community services.</p>	

**2.9 Fire Loss Experience**

None evident. None were reported at the time of assessment.

**2.10 Any other relevant building details: i.e. Does the building have any ancillary uses, such as commercial or community activities? If yes provide details**

None.

### 3.0 Overall Risk Rating

Based on the findings within the fire risk assessment the overall risk ratings have been quantified as:

**Risk to Life: Moderate.**

The standard of fire safety on the premises is generally high, however, significant findings were identified relating to the passive fire protection measures (see significant findings in section 9), which may impact on the containment of fire from the area/compartment of fire origin. There are also other findings, therefore, the risk to life is considered to be moderate.

However, when the significant findings and recommendations identified within this Fire Risk Assessment are addressed the risk to life will be reduced to tolerable.

The risk rating has been determined after considering the fire risk rating matrix in section 17.0. In these premises it is considered that the risk of a fire occurring is unlikely and the likely consequences of harm from fire (should one occur) are moderate harm.

**Risk to Property: Tolerable**

A monitored, comprehensive fire alarm system is installed which has also been configured as an evacuation alert system, as is a sprinkler system which covers both resident flats and key common areas of higher risk. The overall risk to property is considered to be tolerable.

**Risk to Business Continuity:**

N/A.

**Note:** The BAFE SP205-1 fire risk assessment certification relates to life safety only and not property or business continuity protection. The client should undertake further detailed assessment of risk for these areas if it considers necessary.

## 4.0 Dangerous, Flammable, Combustible Materials & Substances

### IDENTIFYING THE FIRE HAZARDS

4.1	Are suitable arrangements in place to manage the elimination or reduction of risks from dangerous substances? (Article 12)	N/A
4.2	Are there suitable additional emergency measures provided to safeguard all relevant persons from emergencies related to dangerous substances in or on the premises? (Article 16)	N/A
4.3	Have combustible or flammable materials used or stored in the premises been identified?	N/A
4.4	Are all combustible or flammable materials stored or stacked safely?	N/A
4.5	Has consideration been given to reduce the quantity held or has the use of non-combustible materials been considered?	N/A
4.6	Are all substances stored away from ignition sources?	N/A
4.7	Where flammable stores are provided, are they adequately ventilated and correctly marked?	N/A
4.8	Are all refuse bins for Dangerous, Flammable, Combustible Materials & Substances sited where they will not affect the means of escape or pose a fire hazard?	N/A
4.9	Is all Dangerous, Flammable, Combustible waste removed on a regular basis?	N/A
4.10	Is the frequency of waste removal adequate?	N/A

### 4.0 Dangerous, Flammable, Combustible Materials & Substances: Finding(s)

Ref	SIGNIFICANT FINDINGS
	None.
Ref	RECOMMENDATIONS
	None.
Ref	COMMENTARY
4.1-4.2	Questions 4.1 and 4.2 relate to substances and materials which are subject to the "Dangerous Substances and Explosive Atmosphere Regulations 2002" (DSEAR). No substances or materials falling into the above regulations were seen or are known to be stored or used inside the premises.

<b>5.0 Interior Furnishings</b>		
<b>5.1</b>	Are all interior furnishings made from fire resisting materials? (The Furniture and Furnishings (Fire) (Safety) Regulations 1988 (as amended in 1989 & 1993))	N/A
<b>5.2</b>	Where appropriate are they retreated with flame retardant chemicals (theatre curtain etc.) or made from inherently flame retardant materials?	N/A
<b>5.3</b>	Are all items located away from ignition sources?	N/A
<b>5.4</b>	Is all furniture in a good condition i.e. free from tears in covers, burns or discolouring from heat?	N/A

<b>5.0 Interior Furnishings: Finding(s)</b>	
<b>Ref</b>	<b>SIGNIFICANT FINDINGS</b>
	None.
<b>Ref</b>	<b>RECOMMENDATIONS</b>
	None.
<b>Ref</b>	<b>COMMENTARY</b>
5.1	At the time of this Fire Risk Assessment, the common areas, stairs and corridors were free and clear from any interior furnishing.

<b>6.0 Heating and Electrical Appliances</b>		
6.1	Are portable or fixed heaters used?	No
6.2	Are all heaters fitted with suitable guards and located in positions away from combustible materials?	N/A
6.3	Are all heaters free from naked flames?	N/A
6.4	Has the use of safer alternatives been considered?	N/A
6.5	Are systems in place to ensure appliances are tested, repaired and maintained on a regular basis in accordance with the Electricity at Work Regulations, 1989?	Yes
6.6	Has the premise's electrical system undergone electrical safety checks?	Yes
6.7	Is there a procedure to prevent the use of unauthorised portable appliances?	Yes
6.8	Is the ventilation of all appliances adequate?	Yes
6.9	Are all appliances turned off when the area is unoccupied?	Yes
6.10	Are all appliances protected by the correct fuse rating?	Yes
6.11	Are systems in place to isolate any appliance with a blown fuse?	Yes
6.12	Are all appliances free from visible signs of overheating?	Yes
6.13	Are multi-point adapters and extension leads kept to a minimum?	Yes
6.14	Are all cables (where can be seen) on walls, floors, ceilings correctly secured, so as not to pose an entrapment risk to firefighters?	Yes
6.15	Are cables free from mechanical damage?	Yes
6.16	Do signs indicate all electrical hazards?	Yes
6.17	Are reasonable measures taken to prevent fires as a result of cooking?	N/A
6.18	Are filters changed and ductwork cleaned regularly?	N/A
6.19	Are suitable extinguishing appliances available?	N/A
6.20	Are legal or other requirements for testing, maintenance & record keeping complied with for equipment such as hoists, escalators, air handling systems, heating boilers, pressure vessels etc.?	Yes
6.21	Do the premises have a lightning protection system? (where required)	Yes
6.22	Have other potential sources of heat not listed above been considered?	Yes

<b>6.0 Heating and Electrical Appliances: Finding(s)</b>	
Ref	SIGNIFICANT FINDINGS
	None.
Ref	RECOMMENDATIONS
	None.
Ref	COMMENTARY
6.0	Isolation points for the lifts are located in the lift motor room.
6.1-6.3	There is no heating provided in the communal areas. The flats are heated by a communal heating system, the boilers for which are located in an externally accessed boiler house. Water heating vessels are located within the resident flats.
6.5, 6.10	Periodic PAT testing of portable electrical appliances in the communally used areas is organised by WCHG on a periodic basis. It is highlighted that not all electrical devices need to be the subject of an annual PAT. The Health and Safety Executive (HSE) advocates a proportionate, risk-based approach to the maintenance of portable electrical appliances within the workplace. This guidance is simple and easy to follow and can be found on the HSE website "Maintaining Portable Electrical Equipment in a low-risk environment."
6.6	WCHG has confirmed as part of their standard responses that the building's electrical systems undergo electrical safety checks. It was previously confirmed that both the common area and the flat electrical installations are serviced on a 5-yearly basis. A label was observed on one of the electrical consumer units that was dated 05/2021 for the last service.
6.9	It would be impractical to turn off/isolate many of the appliances in use within the building when the area is unoccupied, such as in plant and laundry spaces.
6.16	Suitable electrical hazard signage was observed on the premises, where required.
6.17-6.19	There are no communal cooking facilities or kitchens.
6.20	WCHG has confirmed as part of their standard responses that they have appropriate testing and maintenance programs in place to ensure legal compliance for equipment such as air handling systems, heating boilers, pressure vessels, etc.
6.20	The boiler room was provided with the appropriate fire extinguishers and gas and electrical shut-offs.
6.20	The washers/dryers in the communal laundry appeared to be clean and in good condition with clean filters at the time of this fire risk assessment.
6.21	Lightning protection is installed. WCHG has confirmed as part of their standard responses that these systems are checked and maintained.
6.22	No other sources of ignition were identified during this assessment and there are no solar panels or PV systems said to be fitted to this building.


<b>7.0 Persons at Risk</b>		
<b>7.1</b>	Does the actual occupancy of the premises/building conform with the occupancy figures contained in the relevant guide for the type of premises/purpose group?	Yes
<b>7.2</b>	Are the management/responsible person(s) aware of the occupancy restrictions for all rooms within the premises? i.e. function rooms, bars, conference facilities	N/A
<b>7.3</b>	Have the requirements of the Equality Act 2010 (permanent or temporary disabilities) for ALL persons been assessed and complied with where reasonable?	Yes
<b>7.4</b>	Have all disabled staff members been consulted and where agreed PEEPs been prepared?	N/A
<b>7.5</b>	Have standard PEEPs or PCFRAs been prepared for all relevant persons and visitors that may reasonably be expected to resort to the premises?	Yes
<b>7.6</b>	Are disabled refuges provided?	N/A
<b>7.7</b>	Are members of staff trained in the evacuation of disabled or mobility impaired persons?	N/A
<b>7.8</b>	Are fire evacuation drills conducted at least annually, taking into account all employees, shift and casual workers, visitors and contractors where appropriate?	N/A
<b>7.9</b>	Are the results recorded? (People involved, time taken, learning outcomes).	N/A
<b>7.10</b>	Is the access of relevant persons controlled at all times? i.e. are public, visitors & contractors required to sign in?	Yes
<b>7.11</b>	Are relevant persons made aware of the fire and health and safety procedures on arrival? (i.e. fire procedure/building plan adjacent to signing in book etc.)	Yes
<b>7.12</b>	Are notices in place to inform of restricted access areas?	Yes
<b>7.13</b>	Are there designated fire marshals where appropriate for all areas to ensure all relevant persons are accounted for following an emergency?	N/A
<b>7.14</b>	Is sleeping accommodation provided for the staff, public, temporary residents etc.? (Hotels, boarding houses, probation hostels etc.).	N/A

<b>7.0 Persons at Risk: Finding(s)</b>	
<b>Ref</b>	<b>SIGNIFICANT FINDINGS</b>
	None.
<b>Ref</b>	<b>RECOMMENDATIONS</b>
	None.



Ref	COMMENTARY
7.1	The previous FRA noted that WCHG considers the mobility and capabilities of residents when first assigning accommodation.
7.1, 7.3, 7.8	The building is occupied as general needs flats, therefore fire drills and associated staff procedures are not required. Residents of the flats may have a range of disabilities but will be familiar with the means of access and egress which is used on a regular basis. New residents should be encouraged to have a home fire safety check by the local authority Fire and Rescue Service where it is considered that they may be vulnerable in the event of a fire. Specific measures regarding residents with any disabilities identified can be discussed and implemented following the home fire safety check in conjunction with relevant local community services. Where it is known that persons cannot self-evacuate, further fire safety measures may be needed.
7.1, 7.3, 7.8	<b>As part of WCHG's Fire and Building Safety Management Policy it is noted in section 6.3 that</b> "residents in General Needs high-rise blocks are regularly consulted and asked to self-identify where they may be unable to evacuate unaided in the event of a fire or other emergency and the information will be stored in the Secure Information Box at each premise and reviewed annually or where there is a change of need or tenancy. Where tenants are unable to evacuate unaided then a rehousing assessment will be undertaken with the tenants to assess the option of a possible transfer to a more suitable home. All new applicants prior to the offer of an apartment in a high-rise block will be assessed for their suitability with regard to mobility and ability to self-evacuate."




7.3, 7.5, 7.7	<p>Identification of vulnerable residents in purpose-built flats with regard to escape provision:</p> <p>As part of the fire safety management plan, it is critical that 'adequate provisions' are provided for the evacuation of any disabled users. The fire safety for the building needs to take into account the disabled occupants who may have access to the premises. Purpose-built flats are afforded with enhanced levels of compartmentation and these enhanced levels of fire compartmentation are generally considered 'adequate provisions' that allow occupants to remain in the non-fire affected compartment in the event of a fire elsewhere. Any failings discovered in the fire compartmentation jeopardize the evacuation strategy either locally to a flat/floor or within the whole building and protection measures would need to be reviewed immediately. There is no requirement under the Fire Safety Order for the Responsible Person to consider the means of escape from within a person's flat which is considered a 'private dwelling', unlike the duty for protection required within the common parts for all persons. A flat occupied by any person, including a vulnerable or disabled person, is separate from this duty if they are unable to self-evacuate from a fire affecting their flat. Irrespective of the legislation, two distinct evacuation stages are considered;</p> <ol style="list-style-type: none"> <li>1. Evacuation from the dwelling on fire - <a href="#">NFCC Specialised Housing Guidance</a> is intended to assist Responsible Persons for purpose-built blocks of flats where disabled and vulnerable persons are housed, and the recommendations in the guide go beyond the scope of the legislation. The guide recommends measures for the protection of vulnerable residents from a fire within their own flats. A disabled person living in a block of flats is best served with a Person-Centred Fire Risk Assessment (PCFRA), which may or may not lead to a Personal Evacuation Emergency Plan (PEEP), but, even if it does where trained persons are able to assist, the PCFRA will achieve far more in terms of the safety for a disabled person from the risk of fire in their own flat than focusing purely on the much more narrow issue of a PEEP. In all cases, it is likely to lead to a Personal Rescue Emergency Plan (PREP).</li> <li>2. Moving through and evacuation from the common parts - Many persons with mobility impairment will be able to leave their own flat but may be unable to evacuate from the building (e.g. because of difficulty in negotiating stairs). In this connection, two matters need to be considered, namely relatively safe refuges and the use of existing lifts subject to the assessment of risk.</li> </ol> <p>Following consultation with the residents:</p> <ul style="list-style-type: none"> <li>• Every resident who voluntarily self-identifies to the Responsible Person as unable to self-evacuate should be subject to a PCFRA. This may lead to a PEEP or a PREP.</li> <li>• The assessment should differentiate between a person who is unable to self-evacuate from their flat and a person who is able to get out of their flat but is unable to evacuate from a relatively safe area (staircase or refuge).</li> <li>• Where a PEEP is the outcome of a PCFRA it should look to implement building safety measures where reasonably practicable to ensure that those with impairments have a plan for evacuation and should only require rescue in circumstances where this main plan cannot be implemented. It should not be implied that a successful evacuation will always be possible, and rescue is never needed; in some cases of severe disability, evacuation or rescue by FRS will be the only option.</li> <li>• Responsible persons should add information to the Premises Information Box (PIB) that they are aware of, for example, where they have been notified about a person with mobility impairments who has not self-declared or has refused a PCFRA/PEEP.</li> <li>• Clarity may be necessary on whether the Responsible Person would be fulfilling the duties under the Fire Safety Order if all vulnerable persons have not been considered and given the opportunity to self-declare mobility impairments.</li> <li>• The PIB rescue information for the fire and rescue service is not the same as a PCFRA/PEEP; this applies even where a PCFRA/PEEP is declined since the amount of information required can vary and the PEEP/ PCFRA is particular to that person.</li> <li>• The PCFRA/PEEP should feed into a review of the premises fire risk assessment. If the use of refuge areas is to be relied on as part of a PEEP, details about the method of communication from the place of safety should be included.</li> <li>• PCFRA/PEEP should be reviewed as soon as practicable if the resident indicates a change in circumstances to the Responsible Person. A regular review of PCFRA/PEEPs is also required to mitigate the risk of changes to circumstances going unnoticed because residents have not updated the Responsible Person.</li> </ul> <p>It is important that the Responsible Person understands that any PEEP, PREP, or PCFRA may require the building's Fire Risk Assessment to be informed and updated.</p> <p>Personal plans for fire emergencies:</p> <p><b>PEEP (Personal Emergency Evacuation Plan)</b> - Is the term normally understood for a generally non-residential building to provide a plan separate and in addition to the normal fire plan which may include assistance to evacuate from the building by trained persons available at all times that the disabled person is expected to be in the premises. This type of plan is generally ineffective and not recommended in purpose-built blocks of flats that do not have permanent staff on site. Reliance on friends and non-resident family members as part of a PEEP may place a vulnerable persons or their nominated assistant at greater risk of harm as they may not be available at the critical time or be sufficiently trained to make a suitable dynamic assessment of the risks presented.</p> <p><b>PCFRA (Person Centred Fire Risk Assessment)</b> - The person-centred approach, based on a PCFRA, relates to the safety of residents who are at high risk from fire in their own accommodation; as such, this risk assessment and measures identified by it are outside the scope of the Fire Safety Order. The assessment is designed to reduce the potential fire hazards as far as possible depending on the personal circumstances of the disabled person, thus reducing the risk of fire, and may also include a PREP.</p> <p><b>PREP (Personal Rescue Emergency Plan)</b> - This term is born out from a PCFRA and is generally where a disabled person is in need of rescue by the Fire and Rescue Service when all other risk reduction measures have failed. For an outbreak of fire elsewhere other than the disabled person's flat the probability of implementing such a plan is greatly reduced. This is unlikely to arise unless there are building failures, such as loss of compartmentation.</p>
7.5	<p>The previous FRA noted that Tom Porter (Building Safety Officer for WCHG) had confirmed that where vulnerable persons are identified within the building (i.e. those persons whose details are provided within the SIB) these persons are offered person-centred fire risk assessments (PCFRAs). Following the formulation of any PCFRAs, appropriate risk reduction measures should be implemented and these should be updated/reviewed on a suitable periodic basis.</p>

7.5, 7.7	<p>The previous FRA raised an action in relation to there being a sheet in the Secure Information Box (SIB) detailing residents 'PEEPs', and for it to be adjusted to refer to the plans as 'PREPs'. The previous FRA action has been signed off as complete on 18/07/2023. No access was gained into the SIB on this visit, however, evidence was attached to the action to show PEEPs have now been revised to PREPs.</p> 
7.10-7.11	<p>Visitors to the resident's flats are not required to sign in; however, access is controlled by the residents and visitors to the flats are the responsibility of the tenants. Fire routine notices are displayed appropriately in the premises. Access for contractors is formally controlled by WCHG with appropriate arrangements in place. All contractors should be provided with adequate Health and Safety instruction prior to arrival, where necessary. No signing in the book is considered as required.</p>
7.12	<p>Restricted areas are secured by locked doors which are locked by WCHG staff or cleaners when not in use.</p>



<b>8.0 Means of Escape</b>		
<b>8.1</b>	Do travel distances meet the criteria given in the relevant HM Government guide and recognised industry norms and guidelines? Are the travel distances from flat entrance doors to the nearest stairway or final exit(s) acceptable?	Yes
<b>8.2</b>	Is the smoke ventilation provision suitable for the escape travel distances and protection of escape staircases? OV, AOV, PV or mechanical systems? Are the systems subject to regular servicing and testing?	Yes
<b>8.3</b>	Are there a sufficient number of exits of suitable width from each area/room for the persons present?	Yes
<b>8.4</b>	Can you ordinarily expect the Fire Service to arrive in the event of a fire whilst the fire is in the room of origin?	Yes
<b>8.5</b>	Can you expect the premises to be evacuated within the standard times for the type of construction?	N/A
<b>8.6</b>	Are all escape routes available and accessible at all times?	Yes
<b>8.7</b>	Are all escape routes and stairways free from undesirable items? (E.g. portable heaters, cooking appliances, furniture, coat racks, vending/gaming machines, photocopiers, mirrors.	No
<b>8.8</b>	Do any inner rooms exist?	No
<b>8.9</b>	Are vision panels provided between the inner room & access room and is it adequate?	N/A
<b>8.10</b>	If the vision between the inner room and the access room is inadequate is smoke detection provided within the access room?	N/A
<b>8.11</b>	Are all emergency exits doors unlocked and available at all times when the premises are occupied?	Yes
<b>8.12</b>	Are all final exit doors checked (opened) on a regular basis? Are the outcomes recorded?	Yes
<b>8.13</b>	Is the door furniture provided appropriate for the purpose group of the premises i.e. public buildings, licensed premises etc.?	Yes
<b>8.14</b>	Are floor and stairway surfaces in good condition and free from slip and trip hazards?	Yes
<b>8.15</b>	Do all final exits lead to a place of safety?	Yes
<b>8.16</b>	Are external escape paths clear of obstructions?	Yes
<b>Electronic Door Release Devices</b>		
<b>8.17</b>	Are all escape doors free from electro-mechanical door locks devices?	No
<b>8.18</b>	Are all escape doors free from electro-magnetic door locks devices?	No
<b>8.19</b>	Where electronic/electrical door control devices are fitted do they meet the installation criteria given in BS 7273 Pt. 4 2015	No
<b>8.20</b>	Do entry control devices conform to the category of actuation for the purpose group that the particular premises/building currently operates within?	Yes
<b>8.21</b>	Is the emergency operation of the door lock stated by appropriate signage?	Yes
<b>8.22</b>	Have all persons in the assessment area received instructions on how the devices operate in the event of an emergency?	Yes

### 8.0 Means of Escape: Finding(s)

Ref	SIGNIFICANT FINDINGS
	<b>Observation</b>
8.7	<p>As previously identified; Storage was observed within the common areas throughout the building. WCHG has confirmed that they operate a sterile policy in communal areas, which the above conflicts with. Where there is such storage this may encourage additional storage, may pose a slip/trip hazard and may contribute to the development of a fire which has spread onto the escape route, all of which may place persons at risk of harm.</p> <p><b>Note:</b> The previous FRA action has been signed off as complete on 26/06/2023 by Emma Atkin. However, as the issue still exists, the action has been re-raised.</p>
	
	<b>Recommended Actions</b>
8.7	It is recommended that arrangements are made for the storage to be removed and for residents to be advised/educated regarding storage in the escape routes accordingly, in line with WCHG policy.
	<b>Observation</b>
8.18-8.19	<p>The final exit at the foot of the staircase is fitted with an electro-magnetic lock. To exit the premises a push button is located adjacent to the door but no emergency override is provided. Although the exit on the opposite side leading into the lift lobby has an adequate opening mechanism, this door leads directly to the outside and would be the preferred option when evacuating from the staircase on the upper floors. In the event of an outbreak of fire affecting the premises electrical systems, the exiting doors may fail to open in an emergency placing persons at risk of harm.</p> <p><b>Note:</b> A WCHG representative (Sarah Atherton) noted this and reported this on their systems for an override to be fitted, and as such the priority rating has been reduced.</p>
	
	<b>Recommended Actions</b>
8.18-8.19	It is recommended that a green box emergency override is fitted to the identified door to ensure the door complies with BS 7273 Pt. 4 2015 - Actuation of release mechanisms for doors.
Ref	RECOMMENDATIONS
	None.


Ref	COMMENTARY
8.2	<p>Automatic openable vents are provided in the lobbies serving flats on each floor level. This AOV system vent will open automatically on the actuation of the smoke detector in the lobby. As part of WCHG's standard responses, they have confirmed that AOV systems are subjected to regular servicing and testing.</p> 
8.2, 8.6	<p>A door onto the roof of the building provides a means of permanent ventilation from the lift motor room. There are also some manually openable windows in the room.</p> 
8.2, 8.6	<p>Permanent ventilation is provided at the absolute head of the staircase on the sixteenth floor. The previous FRA noted that the staircase was originally lobbied on the fifteenth floor before the AOV system was installed and that the door providing the lobby on the fifteenth floor has now been removed in line with recommendations and has been signed off by Building Control. It is the opinion of the assessor that this is acceptable. There is now permanent ventilation to the staircase and automatic opening ventilation to both flat lobbies on each floor level.</p> 
8.6	<p>Steps on the internal staircase are nosed, ensuring clear visibility for those using them.</p>
8.6, 8.11	<p>From the internal side, flat entrance doors accessed were provided with suitable opening mechanisms, as was the exit from the caretaker area on the ground floor.</p>
8.7	<p>Article 14 of the Regulatory Reform (Fire Safety) Order 2005 requires the responsible person to ensure that emergency routes and exits can be used as quickly and safely as possible.</p>
8.12	<p>The exit doors are used on a regular basis by the residents. Any problems would be reported to WCHG. The exit routes are also used regularly by the caretakers/cleaners and it is reasonable to assume that they would report any defects for repair.</p>




<p>8.17-8.19</p>	<p>At each floor level, access from the lift lobbies into the lobbies serving flats is via electromechanically secured doors. On the escape side (back into the lift lobbies) these doors are overridden via the use of push pads.</p> 
<p>8.18-8.19</p>	<p>Where electromagnetically secured doors are installed within the premises (e.g. final exits, external exit from the forecourt, laundry), these were observed to be accompanied by suitable green box emergency overrides. However, see the above finding.</p> 
<p>8.18-8.19</p>	<p>As part of WCHG's standard responses, they have confirmed that due to most FRAs raising a finding, WCHG had engaged with Tech Sol and confirmed that doors fail safe/open upon a fire alarm activation or loss of electricity, and that break glass points are installed as a back up should the push to exit button fail.</p>


<b>9.0 The Confinement of Fire</b>		
9.1	Are all escape routes and compartments protected by fire resistant walls and doors where required?	No
9.2	Where required, are the compartment walls of top floor compartments extended through the roof void and suitably sealed at the roof?	Yes
9.3	Is there a procedure for monitoring and maintaining existing fire resisting construction and fire stopping, in particular, pre-contractual agreements prior to any alterations work on site?	Yes
9.4	Is there a procedure in place to regularly check the condition of fire resisting doors and doorsets?	Yes
9.5	Are all fire doors self-closing, kept locked shut where appropriate and in good condition?	No
9.6	Are all fire doors fitted with smoke seals and intumescent strips where required?	No
9.7	Is there reasonable limitation of linings to escape routes that might promote fire spread?	Yes
9.8	From a non-invasive inspection, is there potential for fire and smoke spread through routes such as doors, walls, vertical shafts, service ducts, service penetrations, venting systems, cavities, and voids?	Yes
9.9	Have there been any structural alterations within the past 12 months?	No
9.10	Were the requirements of the Building Regulations followed and a completion certificate issued?	N/A
9.11	Are all ducts fitted with effective fire dampers where required?	Yes
9.12	Are all fire exits underneath and within 1.8m horizontal or 9m vertically of any external escape stair, fire resisting and self-closing?	N/A
9.13	Is glazing within the above distances fire resisting and fixed shut?	N/A
9.14	Is there a procedure for all premises/areas to be checked at the end of a working period for potential fire hazards?	N/A
9.15	Are the premises free from risk posed by adjacent properties? (Uncontrolled fly tipping, overgrown vegetation or poor housekeeping)	Yes
9.16	Are there any other premises features or hazards that could affect fire development or spread?	No
9.17	Is there potential for fire and smoke spread into the premises from an external fire?	No
9.18	Does basic security against arson by outsiders appear reasonable?	Yes
<b>Automatic Hold Open Devices</b>		
9.19	Are any fire doors fitted with automatic door release devices?	No
9.20	Are the devices fitted to any critical doors? e.g. onto stairs in a single staircase building	N/A
9.21	Is smoke detection provided within the area located near to the door release device? (Consider to L3 standard?)	N/A
9.22	Are all non-self-contained devices linked to the fire alarm system and released on actuation?	N/A
9.23	Are any self-contained, acoustically actuated door hold open devices fitted?	No
9.24	Are all devices tested regularly and the results recorded? (At least once a week)	N/A
9.25	Are all doors released at night or when the area is unoccupied?	N/A
9.26	Are all devices tested in accordance with the manufactures relevant standard to ensure satisfactory operation?	N/A
<b>External Wall Systems</b>		
9.27	Has the risk of external fire spread been considered? Consider external cladding, wall systems, external render and balconies.	Yes
9.28	Has there been any previous examination of the building's external wall system or cladding? If yes provide details.	Yes
9.29	Has the information on the EWS or any changes to it, been sent to the Fire and Rescue Service?	Yes






<b>9.0 The Confinement of Fire: Finding(s)</b>	
<b>Ref</b>	<b>SIGNIFICANT FINDINGS</b>
	<b>Observation</b>
9.1, 9.8	<p>A head and shoulder view of the void area on the ground floor above the communal area and the caretaker room found that the walls that separate the lift lobby communal area where there are two flats located from the caretaker/plant areas on the ground floor did not carry on through the void area up to the floor slab structure. Where areas do not offer a reasonable level of fire resistance to separate risk rooms from areas in common use, fire or other products of combustion may be able to spread onto the escape route, placing persons at risk of harm.</p> 
	<b>Recommended Actions</b>
9.1, 9.8	<p>It is recommended that this is investigated alongside the fire strategy and where required, the wall identified should be taken through the void up to the floor slab structure and adequately sealed to the same fire-resisting standard as the surrounding structure (usually 60 minutes of fire resistance).</p>



<p>9.5-9.6</p>	<p><b>Observation</b></p> <p>Multiple fire door deficiencies with communal and flat entrance doors were identified on this assessment. These include:</p> <p><b>Communal door issues include;</b></p> <ul style="list-style-type: none"> <li>• Loose/damaged or missing intumescent fire and cold smoke seals (including the riser cupboard door in the caretaker area on one edge, the communication room in the caretaker area on the lower part of the door, the lift lobby door to flats 87-89, and the 16th-floor staircase door on top of the door).</li> <li>• Doors not fully closing into their rebates (including a few of the bin refuse doors possibly due to airflow, and a number of lift/flat lobby doors throughout the building).</li> <li>• Gaps in doors that exceeded the recommended tolerances (including the caretaker area doors, and the tank room door on the 16th floor at the top).</li> <li>• Damage to doors or holes in the doors creating a void (including the tank room door on the 16th floor).</li> </ul> <p><b>Flat entrance door issues include;</b></p> <ul style="list-style-type: none"> <li>• Flat 32's door was damaged mainly with a glazing pane. This is possibly a void flat.</li> </ul> <p>Where fire doors are missing/have damaged components, or do not self-close, fire or other products of combustion may be able to spread onto the escape route, placing persons at risk of harm.</p> 
<p>9.5-9.6</p>	<p><b>Recommended Actions</b></p> <p>A competent person should undertake a fire door audit. As part of the building fire door audit by a competent person, any deficiencies identified should be rectified. Remediation works would include, ensuring intumescent fire and cold smoke seals are installed/replaced where required, doors/self-closing devices adjusted to enable doors to fully close unaided, gaps in doors are reduced to a tolerable level, and damaged doors are either repaired or replaced where needed with voids adequately sealed.</p>


<b>Observation</b>	
9.8	<p>As previously identified: There were a number of penetrations in the compartmentation that did not appear to be adequately protected to maintain the fire resistance of the compartment floors/walls. Inadequate fire stopping include:</p> <ul style="list-style-type: none"> <li>• Red cabling is not sealed within the riser cupboard to flats 87-89.</li> <li>• Cable penetrations not sealed above the 'lift 2' area on the 15th floor above the false ceiling to the floor slab to the 16th floor.</li> <li>• The riser cupboard on the 15th floor was not sealed around the door frame. Opposite flats 87-89.</li> <li>• The cable penetration in the tank room on the top floor to the communal area is not sealed.</li> <li>• Cable penetrations in the 12th-floor riser cupboard leading to flats.</li> <li>• The area above flat 35 had damaged block work that may need sealing.</li> <li>• The area above the 3rd-floor flats had damaged block work that may need sealing.</li> <li>• Cable penetrations are not sealed above the false ceiling above flat 32.</li> <li>• The 4th-floor boxed-in section is not sealed near the sprinkler valve cupboard above the false ceiling.</li> <li>• Pipe penetrations were not adequately sealed above the void space on the ground floor to the floor slab above.</li> <li>• Previously raised and outstanding - Small gaps appeared to be present at the top of the service riser cupboards by flats 93/94 (sixteenth).</li> </ul> <p>Breaches in fire-resisting construction that are not suitably fire-stopped could lead to a fire spreading beyond the compartment of fire origin and place persons at risk of harm.</p> <p><b>Note:</b> The previous FRA action has been signed off as complete on 19/06/2023 by Mike Richmond with evidence attached to the finding. However, as some issues still exist, the action has been re-raised. The previously raised breach for the corner of the riser by flat 30 (fifth) has now been completed and fire-stopped.</p> 
9.8	<p><b>Recommended Actions</b></p> <p>It is recommended that the areas identified are opened and checked/surveyed, and all areas are adequately fire-stopped to provide the same level of fire resistance as the surrounding walls/floors (usually 60 minutes).</p> <p><b>Note:</b> Where services passing through ceilings are part of a 'shaft' as portrayed in Section 7.23 and Diagram 7.1 of Approved Document B (ADB) Volume 1, fire stopping will not be required. However, where there is potential for products of combustion to spread to other areas of the building horizontally, the absence of such fire-stopping should be rectified with suitable materials.</p>

Ref	RECOMMENDATIONS
	<b>Observation</b>
9.5	The top floor tank rooms and lift motor room doors were found in the open position. The main door to access this area from the communal lobby was securely closed.
	<b>Recommended Actions</b>
9.5	To reduce the chance of fire and smoke spreading from one area to another, it is recommended that the plant room doors be kept closed when the areas are not in use.
	<b>Observation</b>
9.11	<p>The scope of the Regulatory Reform (Fire Safety) Order 2005 does not cover internal parts of the flats. However, the vent in the bathroom to flat 65 was covered over with Perspex. This may affect the function of the venting system and not extract smoke from the flat in a fire situation.</p> 
	<b>Recommended Actions</b>
9.11	It is recommended that vents are kept clear and unobstructed so that they can adequately perform their intended function.




Ref	COMMENTARY
9.1	<p>The previous FRA raised an action in relation to repairing or replacing the portion of the damaged frames on the outside of the refuse chute room at each floor level due to a linear gap seen. The previous FRA action has been signed off as complete on 05/10/2023 by Adrian Waywell. Evidence was attached to the action detailing all fire-stopping works undertaken within the property, including bin refuse works.</p> <p>A limited view was seen above the false ceilings on this visit to a couple of areas, however, not all areas could be viewed as the ceiling tiles could not be lifted. From this limited view, the areas noted did appear to be partially sealed, but the frames appeared to be butt up against the surrounding structure with little to no linear gap. However, from a view on the inside of the bin refuse rooms, on the opposite side of where the issue had been raised, were all sealed and expected to provide 30 minutes of fire resistance on the inside of the bin refuse, which is the risk side.</p> 
9.1	<p>As noted on the previous FRA - The security door has been replaced between the ground floor lift lobby and the laundry room with what appears to be a fire-resting self-closing door and was functioning correctly at the time of the assessment.</p>
9.1	<p>The previous FRA raised an action to check many of the electrical rooms that adjoin lobbies servicing flats to confirm that they do not contain inappropriate storage or breaches in compartmentation. The previous FRA action has been signed off as complete on 30/06/2023 by Mike Richmond. A number of these cupboards were sampled on these cupboards that are now named store cupboards. From the sample view, they were all adequately fire-stopped with minimal to no storage in them. The doors to these cupboards were also robust timber doors with intumescent fire and cold smoke seals installed.</p>
9.1	<p>No access was gained into the high-level door within the lift motor room for safety reasons. However, the door appears to open into an area located adjacent to/above the staircase and potentially onto the roof area. No breaches were observed from within the staircase. The area is considered to be low-risk, as the door appears to be robust, sealed, and kept in a closed position to adequately separate the lift motor room from this area.</p> 
9.1-9.2	<p>There is no roof void compartmentation to consider as the building has a flat roof as seen via Google Maps, and as advised.</p>
9.1, 9.5	<p>The previous FRA raised an action in relation to a flat entrance door to a flat on the fourteenth floor had its letterbox missing at the time of the assessment. The previous FRA action has been signed off as complete on 08/09/2023 by Justin Gill. Onsite visual observations showed all letter plates to be in place on all doors.</p>
9.1, 9.5-9.6	<p>From the sample of flat entrance doors accessed on this assessment, the doors were observed to be FD30s and fitted with combined intumescent fire and cold smoke seals, and self-closing devices. The doors had spring-loaded metal letterboxes fitted approximately midway down their length. The lounge doors within the flats appeared to be robust timber doors.</p> 
9.1, 9.5-9.6, 9.8	<p>Article 8 of the Regulatory Reform (Fire Safety) Order 2005 requires the responsible person to take general fire precautions to ensure the safety of relevant persons. This includes measures to reduce the risk of fire on the premises and the risk of the spread of fire on the premises.</p>

9.1, 9.8	<p><b>Retained for historical information:</b> As highlighted previously, compartmentation works have been carried out throughout the premises by Allied Protection Ltd and, at a later date, Flamehold. They are accredited passive fire protection contractors and they have provided WCHG with documentary/photographic evidence of their work.</p>
9.4	<p>As confirmed on WCHG's standard responses:</p> <ul style="list-style-type: none"> <li>• All front entrance fire doors regardless of height that go into common areas are inspected annually during the annual gas/safety checks. Fire Doors to Individual residential premises are inspected annually and recorded on a PDA, any defects are logged and reported to be rectified.</li> <li>• Common Fire Doors to High Rise Blocks above 11mt are inspected quarterly by a third-party trained consultant and any defects are recorded and repairs raised to rectify.</li> <li>• All high-rise doors are visually inspected by the Building Safety Officer on weekly visits to the blocks. Individuals who inspect Fire Doors have undertaken training facilitated by Ventro or Fire Door UK.</li> </ul>
9.6	<p>The previous FRA raised an action in relation to a missing intumescent strip and smoke seal on a portion of the door to the tank room on the sixteenth floor and the electrical room opposite flat 55 on the ninth floor. The previous FRA action has been signed off as complete on 30/06/2023 by Justin Gill. Onsite observations showed that the work has been completed.</p> <div data-bbox="236 600 805 969">  </div>
9.8	<p>Apart from the issues raised in the above findings, from a sample check, extensive fire-stopping was observed throughout the premises including above false ceilings.</p> <div data-bbox="236 1025 1385 1395">  </div>
9.8	<p>Where the level of fire stopping or fire resisting construction is found to be below an acceptable standard remedial fire stopping work should be carried out. Breaches in fire resisting construction should be filled with suitable fire resisting materials to maintain the standard of fire resistance of the surrounding structure in accordance with BS 476 Pt 22 or BS EN 1364 Pt 1 to 6. The use of third party accredited passive fire protection contractors and products should ensure any remedial actions will be to the required standard in the most cost effective manner.</p> <p>The Responsible Person ought to have in place a system for ensuring that the integrity of any passive fire protection measures is not compromised when building alterations are carried out e.g. for the installation of new pipes, cables and other services. Records of these should be maintained for future inspection by auditors and enforcement agencies.</p> <p>One common available fire stopping product is expanding fire resisting foam. To avoid unnecessary costs, the universal use of expanding fire resisting foam products should be used with caution and in strict accordance with the manufacturer's recommendations to achieve the required fire resistance. Generally, expanding foam products are tested as narrow linear gap seals and will not work in a large penetration seal. The Guide to Inspecting Passive Fire Protection for Fire Risk Assessors produced by The Association for Specialist Fire Protection advises that PU expanding fire resisting foam products should only be used to seal linear gaps between walls and walls / floors / ceilings. It cannot be used to seal pipe or cable penetrations unless tested for that end-use application. In this case, other more appropriate fire stopping products should be used. It is recommended where rectifying life safety compartmentation issues that third party accredited contractors, who have been accredited to undertake the particular aspect of works, using appropriate third party accredited products is considered.</p> <p><b>Note:</b></p> <p><b>Compartmentation</b> - Compartment walls and floors should form a complete barrier to fire between compartments they separate and have the appropriate fire resistance.</p> <p><b>Fire Stopping</b> - If compartmentation is to be effective, every joint or imperfection of fit, or opening to allow services to pass through the compartment, should be adequately protected to the same standard of fire resistance by sealing or fire stopping so that the fire resistance of the compartment is not impaired.</p>

9.8	It must be noted that the above deficiencies observed within the building are based on a sample of the standard of compartmentation assessed within this building. This assessment is not a full compartmentation survey.
9.9	The HRB information spreadsheet that was provided to our assessor noted the material changes to the building, with flat 1 being split into two flats, the private balconies had been enclosed and the EWS had been replaced.
9.11	<p><b>Retained for historical information:</b> WCHG have previously confirmed that Allied Protection Ltd has completed fire-stopping and compartmentation works to prevent fire spread via the common bathroom extract shafts. They have also fitted fire-rated valves with an intumescent infill in the bathrooms which are connected to the ducting and shaft. Although these valves will not prevent initial smoke spread into the shaft they are an acceptable method of preventing fire spread in bathrooms. Documentary and photographic evidence is available and is held by WCHG.</p> <p><b>2024 update:</b> Two of the riser shafts within the flat bathrooms were accessed on this visit, to find them adequately fire-stopped from within and vents connected to the ductwork as noted above. It is reasonable to assume the same in other flats. The vent ducting leads into a shaft shared with the soil stacks and appears to run into an adjacent enclosed shaft to which no access was gained.</p> 
9.11	The kitchens of resident flats either had no form of extraction or had vents directly to the outside.
9.16	All refuse chute rooms, electrical rooms (which could be opened) and risers were clear of combustible items at the time of the assessment.
9.16	The previous FRA raised an action in relation to the service riser door by flat 54 (eleventh floor) could not be closed fully and did not lock shut. The previous FRA action has been signed off as complete on 28/06/2023 by Justin Gill. On-site observations showed that it is in fact flat 64 on the 11th floor and flat 54 is on the 9th floor. Both were checked and appeared in good condition and able to lock shut.



9.16	<p><b>Lithium Batteries - Electric scooters, bikes, and mobility scooters.</b></p> <p>With the increased use of e-bikes and e-scooters, comes a corresponding fire safety concern associated with their charging and storage. The use of these products is expected to continue to rise. Some fire services and fire investigators have seen a rise in e-bike and e-scooter battery fires. On occasions batteries can fail catastrophically, they can ‘explode’ and/or lead to a rapidly developing fire.</p> <p><b>Precautions when charging:</b></p> <ul style="list-style-type: none"> <li>• Follow the manufacturer’s instructions when charging and always unplug your charger when it’s finished charging.</li> <li>• Ensure you have working smoke alarms. If you charge or store your e-bike or e-scooter in a garage or kitchen ensure you install detection, heat alarms rather than smoke detectors for these areas is recommended.</li> <li>• Charge batteries whilst you are awake and alert so if a fire should occur you can respond quickly. Don’t leave batteries to charge while you are asleep or away from home.</li> <li>• Always use the manufacturer-approved charger for the product, and if you spot any signs of wear and tear or damage buy an official replacement charger for your product from a reputable seller.</li> <li>• Do not cover chargers or battery packs when charging as this could lead to overheating or even a fire.</li> <li>• Do not charge batteries or store your e-bike or e-scooter near combustible or flammable materials.</li> <li>• Do not overcharge your battery – check the manufacturer’s instructions for charge times.</li> <li>• Do not overload socket outlets or use inappropriate extension leads (use un-coiled extensions and ensure the lead is suitably rated for what you are plugging into it).</li> <li>• In the event of an e-bike, e-scooter, or lithium-ion battery fire – do not attempt to extinguish the fire. Get out, stay out, and call 999.</li> </ul> <p><b>Precautions with storage:</b></p> <ul style="list-style-type: none"> <li>• Avoid storing or charging e-bikes and e-scooters on escape routes or in communal areas of a multi-occupied building. If there’s a fire, it can affect people’s ability to escape.</li> <li>• Responsible Persons should consider the risks posed by e-bikes and e-scooters when they are charged or left in common areas such as means of escape, bike stores and mobility scooter charging rooms. They may wish to offer advice to residents on the safe use, storage, and charging of these products.</li> <li>• Store e-bikes and e-scooters and their batteries in a cool place. Avoid storing them in excessively hot or cold areas.</li> <li>• Follow the manufacturer’s instructions for the storage and maintenance of lithium-ion batteries if they are not going to be used for extended periods of time.</li> </ul> <p>The batteries work by moving lithium particles between a negative and positive electrode to charge and discharge. To allow those particles to move easily, they’re suspended in pressurized cells inside the batteries filled with volatile and flammable chemicals. The movement of the particles causes heat as the battery is charged and discharged. If the battery was badly designed or improperly used or installed, that heat can ignite the chemicals, causing flames or explosions. Damage to the thin walls that keep the different parts of the battery separate can also lead to short circuits and a corresponding heat build-up.</p>
9.16	<p><b>Balconies:</b></p> <p>It has previously been confirmed by WCHG that they have a zero-tolerance policy with regard to balconies and their contents. It is understood that residents have been informed that storage of combustibles is not allowed on the balconies and that ignition sources such as heaters and barbeques are prohibited.</p> <p>Although the balconies have been enclosed and opened up to form part of the flats, the above should still apply.</p>
9.16, 9.18	<p>The refuse chute is protected within the bin room by means of a spring-loaded gate, connected to a fusible link. The metal gate slides across the base of the refuse chute to provide fire separation if the temperature from a fire in a bin causes the link to melt. The operation of the spring-loaded gate is checked and serviced six monthly by a contractor and was last serviced during April 2024. The chute access rooms and bin hoppers in each open balcony are also checked regularly and are protected by self-closing metal hopper doors with rubber seals.</p> <div data-bbox="236 1498 804 1868">  </div>
9.18	<p>CCTV is provided in the common areas.</p>



9.27-9.28


No information was viewed or provided to our assessor in relation to the works undertaken on the window spandrel panels. However, this action was raised on previous FRAs with adequate information gained at the time of those FRAs. The panels appeared to be of the same visual appearance as the ones installed on neighbouring blocks where the relevant external wall survey information was provided.

Also provided to our assessor, was an HRB information spreadsheet that detailed the panels to the spandrel panels and balustrading was replaced in 2022. Also noted is that the EWS is Proteus SP with rockwool core A2-S1-D0, with the percentage of the EWS being windows = 21%, doors = 1%, spandrel panels = 12% and the brickwork - 66%. This spreadsheet also noted that external wall information was sent to GMFRS on 06/06/2024.

**Retained for historical information:**


The window spandrel panels on the outside of the building have been replaced with 'Proteus SP' material produced by 'Proteus Facades'. This is a polyester powder-coated steel/ceramic powder-coated aluminium/glass-faced spandrel panel with a Rockwool insulated core structurally bonded to a lightweight metal rear skin to be used within a curtain wall system. Warrington Fire Testing and Certification Limited have classified the material in relation to their reaction to fire behaviour as A2, S1, d0.

All information, testing details, documentation and certification relating to the new spandrels are held centrally with WCHG.



## 10.0 Automatic Fire Detection

<b>10.1</b>	Where a fire alarm system is required has one been provided?	Yes
<b>10.2</b>	Is there suitable provision of automatic detection within the flats?	Yes
<b>10.3</b>	Is there a procedure in place to ensure fire detection within residents' flats are routinely checked, to ensure they have not been tampered with?	Yes
<b>10.4</b>	Is it possible to define the detection system category? (L1- L5 etc.)	Yes
<b>10.5</b>	Is the automatic fire detection suitable for the risk and premises type?	Yes
<b>10.6</b>	Does the system conform to standards appropriate to the purpose group for the premises/building use? i.e. BS 5839 Pt. 1 or BS 5839 Pt. 6 etc.	Yes
<b>10.7</b>	Are sufficient call points and detectors provided?	Yes
<b>10.8</b>	Can the alarm be raised without placing anyone at risk?	Yes
<b>10.9</b>	Are all call points visible, unobstructed?	Yes
<b>10.10</b>	Are all fire alarm sounders of the same type, giving the same alarm signal? The signal should be distinct from all other alarms or signals in the workplace to avoid confusion.	Yes
<b>10.11</b>	Where required does the system have a voice alarm? i.e. large places of assembly	N/A
<b>10.12</b>	Can the alarm be heard throughout all areas of the premises?	No
<b>10.13</b>	Has a suitable fire zone plan been provided adjacent to the fire panel where necessary? i.e. complex premises or care homes	Yes
<b>10.14</b>	Is the fire alarm system under a regular maintenance programme by a qualified fire alarm engineer?	Yes
<b>10.15</b>	Are there systems in place to ensure the system is tested weekly from a different call point?	Yes
<b>10.16</b>	Are all fire alarm tests, faults and maintenance schedules recorded?	Yes

<b>10.0 Automatic Fire Detection: Finding(s)</b>	
<b>Ref</b>	<b>SIGNIFICANT FINDINGS</b>
	None.
<b>Ref</b>	<b>RECOMMENDATIONS</b>
	<b>Observation</b>
10.7	<p>As previously identified; The last fire risk assessment identified manual call points were not required in the communal areas. The majority of these manual call points have now been appropriately covered. However, the one in the laundry remained where residents could potentially activate the manual call point. Activation of these has resulted in false alarms and attendance of the Fire and Rescue Service in at least one instance in other blocks.</p> <p><b>Note:</b> The previous FRA action has been signed off as complete on 06/10/2023 by Mike Holt. Evidence was also attached in the form of a certificate showing Fieldway Group removing MCPs from the common area used by residents. This was dated 06/10/2023. However, as there is still one in place, the action has been re-raised.</p> 
	<b>Recommended Actions</b>
10.7	<p>It is recommended that the manual call point in the laundry be disabled and removed from use in order to reduce the potential for false activation.</p> <p><b>Note</b> - Manual call points in staff-controlled areas may remain due to the reduced potential for false activation.</p>


Ref	COMMENTARY
10.1-10.6, 10.8, 10.10	<p>A common BS5839-1 fire alarm system is installed which incorporates the provision of automatic detection which appears to be to an L2 standard. The system also extends into flats in the form of a heat detector in flat entrance hallways. It is understood that the fire alarm system has been configured to be silent (in the main) and is monitored. It is also understood that the system has also been configured to act as a form of Evacuation Alert System (EAS), whereby it can be used by the Fire and Rescue Service to sound on a chosen floor and the floors above and below the chosen floor. WCHG had previously confirmed that the common fire alarm is audible in service/plant areas and on the roof, where contractors may be present and where immediate evacuation would be considered prudent.</p> 
10.2-10.3	<p>Adjudging by the provisions within those flats sampled at the time of the assessment, BS5839-6 Grade D LD1 fire alarm systems are installed in all rooms except bathrooms and cupboards, along with heat detection to the communal system in the flat hallways.</p> <p>As part of WCHG's standard responses, all alarms within flats are checked and the findings are recorded as part of the annual gas servicing.</p> <p>Due to the above process and physically seeing detection in flats accessed, it is reasonable to assume that this is representative of the remainder of the flats.</p> 
10.10	<p><b>As confirmed on the previous FRA</b> - Only fire alarm sounders installed in the maintenance areas of the building including the roof are clearly audible and alert maintenance staff of the activation of the fire alarm system.</p>
10.13	<p>A suitable building and zone plan is provided adjacent to the fire alarm panel. See appendix.</p>
10.14-10.16	<p>As part of their standard responses, WCHG ensures that the fire alarm/emergency alert systems are tested weekly, with tests, faults, and maintenance schedules recorded. Also confirmed in their standard responses is that the maintenance of such systems is carried out regularly by an approved contractor. Records were not observed on this assessment.</p>

<b>11.0 Emergency Escape Lighting</b>		
<b>11.1</b>	Has the provision of emergency lighting been considered? Working hours, windowless areas, open access areas>60m <sup>2</sup> , toilets>8m <sup>2</sup> .	Yes
<b>11.2</b>	Is emergency lighting provided in accordance with guidance relevant to the purpose group for the premises? (BS5266, ADB)	Yes
<b>11.3</b>	Does it illuminate escape routes, exits, corridors, hazards or obstructions, changes in floor level, signs, fire alarm call points and firefighting equipment?	Yes
<b>11.4</b>	Is the emergency lighting beyond the final exit adequate so that persons can reach a place of safety?	N/A
<b>11.5</b>	Are routine checks carried out in accordance with the appropriate standard to which the system conforms – i.e. daily, monthly, 6 monthly and annual checks?	Yes
<b>11.6</b>	Are records of maintenance kept?	Yes
<b>11.7</b>	Is normal lighting adequate and in working order?	Yes

<b>11.0 Emergency Escape Lighting: Finding(s)</b>	
<b>Ref</b>	<b>SIGNIFICANT FINDINGS</b>
	None.
<b>Ref</b>	<b>RECOMMENDATIONS</b>
	None.
<b>Ref</b>	<b>COMMENTARY</b>
11.1-11.3	Emergency lighting is installed on the common escape routes and stairway and appears to be in good working order. It was also seen to be installed within the roof service areas and lift motor rooms. It was not possible to ascertain the exact level of illumination, but the coverage appeared to be satisfactory.
11.4	There is adequate borrowed light available externally for persons to reach a place of safety.
11.5-11.6	As part of their standard responses, WCHG ensures routine checks are carried out for emergency lighting in accordance with the appropriate standards to which the system conforms. Records were not observed on this assessment.



## 12.0 Fire Fighting Equipment, Facilities, Systems & Fixed Installations

<b>Firefighting Equipment</b>		
<b>12.1</b>	Where appropriate are adequate numbers of fire extinguishers provided? Consider floor area, special risks, minimum travel distance of 30m.	Yes
<b>12.2</b>	Are the correct types of extinguishers provided for the risks?	Yes
<b>12.3</b>	Are all extinguishers installed and sited in accordance with current guidance?	Yes
<b>12.4</b>	Are appropriate checks carried out on a monthly basis?	No
<b>12.5</b>	Are all extinguishers serviced by a qualified engineer every 12 months?	No
<b>Firefighting and Firefighter Facilities</b>		
<b>12.6</b>	Are firefighting and firefighter facilities provided, tested and maintained? (Dry/wet rising mains, SIB's, wayfinding signage)	Yes
<b>12.7</b>	Are all systems fully operational and functional?	Yes
<b>12.8</b>	Are all security devices functional? (Sprinkler valves, wet & dry rising mains padlocked etc.)	Yes
<b>12.9</b>	Where sprinklers are fitted are all heads clear of obstructions (500mm clear of stock) and functional?	Yes
<b>12.10</b>	Where firefighting shafts or fire mains are provided are the locations of the inlets/outlets in line with current guidance?	Yes
<b>Firefighting Lifts</b>		
<b>12.11</b>	Are lifts provided for the use of firefighters or evacuation?	Yes
<b>12.12</b>	Are all lift controls functional, tested and maintained?	Yes
<b>12.13</b>	Are any defects to the lift(s) reported to the Fire and Rescue Service? (defects that would affect or impact firefighting operations)	Yes
<b>Facilities and Systems</b>		
<b>12.14</b>	Is there an Emergency Alert System (EAS) for use by the Fire and Rescue Service? If the EAS is not in accordance with BS8629 can it be adapted to provide an EAS on the floor of fire origin, selected floors, or full evacuation? Please provide details.	Yes
<b>12.15</b>	Have up to date floor and building plans been provided to the Fire Service in electronic format, detailing key building information, location of firefighting facilities and equipment?	Yes
<b>12.16</b>	Where appropriate, has a Secure Information Box (SIB) been provided with up to date info, and access keys? Is it in a suitable secure location for access by the Fire Service?	Yes

<b>12.0 Fire Fighting Equipment, Facilities, Systems &amp; Fixed Installations: Finding(s)</b>	
Ref	SIGNIFICANT FINDINGS
	<b>Observation</b>
12.4-12.5	<p>The extinguishers within the building appear to have expired their annual service dates of 04/2024 and 09/2023 (locations include the ground floor electrical room, and plant room, and the top floor lift motor room). Persons using non-serviced defective equipment may enable a fire to develop and possibly compromise escape routes, endangering relevant persons and placing them at risk of harm.</p> 
	<b>Recommended Actions</b>
12.4-12.5	It is recommended that the extinguishers are checked and serviced by a competent person to ensure they are in good working order. Monthly checks should be undertaken thereafter.
Ref	RECOMMENDATIONS
	None.



Ref	COMMENTARY
12.1	There are no fire extinguishers within the common areas except from high-risk plant rooms. It is not normally considered necessary to provide fire extinguishers or hose reels in the common parts of blocks of flats. Such equipment should only be used by those trained in its use. It is not considered appropriate or practicable for residents in a block of flats to receive such training. In addition, if a fire occurs in a flat, the provision of fire extinguishing appliances in the common parts might encourage the occupants of the flat to enter the common parts to obtain an appliance and return to their flat to fight the fire. Such a procedure is inappropriate.
12.4-12.5	Article 17 of the Regulatory Reform (Fire Safety) Order 2005 requires the responsible person to provide a suitable system of maintenance for any facilities, equipment and devices so that they are maintained in good working order.
12.6-12.8, 12.10	A dry-rising main is installed for use by the Fire and Rescue Service. The dry-rising main outlets are located in the lobbies on each floor that contain the lifts and are behind locked doors. The inlet is located adjacent to the main entrance, on the external facade. The dry rising main is visually inspected monthly and is also serviced annually as noted on the labels affixed to the inside of the riser outlet doors which indicated that the date of the last pressure test service was 07/2023, and the date of the last visual check was 05/2024.
	
12.6-12.10, 12.14-12.16	As part of their standard responses, WCHG advised that where firefighting and firefighter facilities are provided (such as dry/wet rising mains, sprinklers, secure information boxes, wayfinding signage and emergency alert systems), these are tested and maintained.
12.8-12.10	A BS9251 fully functioning sprinkler system has been installed in each flat with concealed sprinkler heads located in the hallway, each bedroom, the lounge, the enclosed balcony and the kitchen. In addition, there are also sprinkler heads located in the ground floor entrance lobby, the laundry and parts of the old caretaker's area. There are control valves located in a secure cupboard on each landing. Water tanks are provided on the top floor, near to the lift motor room, and an additional tank with a pump system is located on the ground floor near the meter room. The sprinkler panel is located by the fire alarm panel in the main entrance lift lobby and was showing healthily at the time of the assessment.
	



<p>12.11-12.13</p>	<p>One of the lifts on the premises appears to be a standard passenger lift, whereas the other appears to be a firefighting lift. The firefighting lift has a switch to return the lift to the ground floor level and also an intercom for communications. Within the lift was a hatch in the ceiling. It is understood that the lift defaults to the ground floor on activation of the common fire alarm system and that the switch to manually return the lift to the ground floor is tested monthly in line with the Fire Safety (England) Regulations 2022. Records to evidence such testing are held centrally by WCHG and not viewed. It was previously communicated for another block that all keys required for the operation of the lifts have been provided to the Fire and Rescue Service and are also held in the SIB. It is understood that the firefighting lift can continue to be used by firefighters without having to reset the alarm if sounding audible.</p> <p>Also advised as part of WCHG's standard responses is that all lift controls are tested and maintained and that there is a policy in place to report any defects of the lift to the Fire and Rescue Service via their Building Safety Management System.</p> 
<p>12.14</p>	<p><b>Retained for historical information:</b> The common fire detection system has also been configured to act as a form of Evacuation Alert System (EAS), whereby it can be used by the Fire and Rescue Service to sound on a chosen floor and the floors above and below the chosen floor.</p> <p>The evacuation strategy has reverted to a stay-put strategy. The common area fire detection system is configured as a silent system under normal operating mode and the fire panel control and indicating equipment (CIE) is provided for use by the FRS for manually alerting individual or multiple floors to evacuate should the need arise during firefighting operations. On activation of a fire/smoke detector or manual call point within the common area, a signal is sent to the CIE in the entrance foyer and then transmitted to an offsite receiving centre where a call is made to the FRS for a response to the building. The system was configured following consultation with GMFRS. It is not in accordance with the recommendations of British Standard 8629:2019, Code of Practice for the Design, Installation, Commissioning and Maintenance of Evacuation Alert Systems for use by the Fire and Rescue Service in Buildings Containing Flats.</p>
<p>12.15-12.16</p>	<p>As part of their standard responses, WCHG maintains Secure Information Boxes (SIB).</p> <p>The Secure Information Box (SIB) is located by the main entrance to the building, in the lift lobby. Access was not available to the SIB due to no key but was accessed in a neighbouring block. It is reasonable to assume the fire service carries a key to gain access to the box. It must be noted that the responsibility for providing and updating the information with regard to any vulnerable tenants remains with WCHG.</p> <p>An HRB information spreadsheet was provided to our assessor which noted that floor plans have been provided to GMFRS on 18/04/2024.</p> <p><b>Therefore, WCHG should ensure that the information stored in the SIB is correct in line with current guidance, kept up-to-date, and regularly reviewed.</b></p> 

<b>13.0 Fire Safety Signs and Notices</b>		
<b>13.1</b>	Do signs indicate all final exits?	Yes
<b>13.2</b>	Can the final exit or a directional sign be identified from any position in the assessment area?	Yes
<b>13.3</b>	Are all signs in the correct position, suitably fixed and directional arrows correct? (Can the way out be found just by using signs alone?)	Yes
<b>13.4</b>	Are the signs the correct size for the areas where they are located?	Yes
<b>13.5</b>	In places of public assembly are all escape signs illuminated on maintained luminaires?	N/A
<b>13.6</b>	Are fire action notices displayed prominently and completed fully throughout the premises?	Yes
<b>13.7</b>	Are all fire action notices similar throughout the premises?	Yes
<b>13.8</b>	Does the content of the fire action notices reflect the actual procedure?	Yes
<b>13.9</b>	Where firefighting equipment or fire alarm call points are not clearly visible is their location highlighted by supporting signage?	N/A
<b>13.10</b>	Are all fire doors signed appropriate to their use i.e. Fire Door Keep Locked Shut, Fire Exit Keep Clear etc.?	Yes
<b>13.11</b>	Where required, are external fire assembly points signs prominently displayed?	N/A
<b>13.12</b>	Are "No Smoking" signs and procedures in place to ensure there is no smoking in work or public places? (The Smoke Free (Premises and Enforcement) Regulations 2006)	Yes
<b>13.13</b>	Are all signs legible and in good condition?	Yes
<b>13.14</b>	Do all signs comply with the EN 7010:2011 where necessary?	Yes
<b>13.15</b>	Has wayfinding signage been provided to clearly indicate floor levels, flat numbers from within the staircase(s) and each floor level?	Yes
<b>13.16</b>	Is the signage in line with the ADB revisions 2020?	Yes

### 13.0 Fire Safety Signs and Notices: Finding(s)

Ref	SIGNIFICANT FINDINGS
	<b>Observation</b>
13.0	The area outside the lift on floor 15 was missing a 'Do Not Use Lift In The Event of Fire' sign. If residents use the lift in a fire situation they may become trapped putting them at risk of harm.
	<b>Recommended Actions</b>
13.0	A "Do Not Use Lift In The Event of Fire" sign should be displayed on floor 15.
Ref	RECOMMENDATIONS
	None.
Ref	COMMENTARY
13.0	Suitable 'Do Not Use in the Event of a Fire' signage was observed by the lifts. However, see the above finding.
13.0	Article 14 of the Regulatory Reform (Fire Safety) Order 2005 requires the responsible person where necessary to ensure the escape routes are provided with adequate signage.
13.1-13.4	Some standard directional and fire exit signage was observed on the common escape route.
13.6-13.8	The previous FRA raised an action in relation to an old inaccurate fire action notice that was on display and for it to be removed. The previous FRA action has been signed off as complete on 24/07/2023 by Tom Porter. A suitable 'stay safe' fire action notice was provided in the common area by the main entrance. This captures the 'stay-put' essence of the fire strategy whilst incorporating instructions should residents hear the BS8629 Evacuation Alert System sound.
	
13.11	The premises is operating on a Stay Put policy, but if evacuation is necessary, an appropriate assembly point would initially be designated as outside the main car park.
13.12	'No Smoking' signage was observed on the premises, in the common areas.
13.15-13.16	Wayfinding signage that has the floor number and directional signage to the flats, including flat numbers, is displayed in the lift lobbies and on the stairway landings. They appear to be mounted at the recommended height as per ABD and are all visible and in good condition. Supplementary signage is also present, with signage outside the lift areas to show which flats are on each floor and which floors the two lifts access.
	

<b>14.0 General Fire Safety Procedures</b>		
14.1	Has the premises been free from reports of any fire related incidents within the past 12 months?	Yes
14.2	Has action been taken to avoid reoccurrence?	N/A
14.3	Has the premises been free of any fire alarm actuations within the past 12 months?	Yes
14.4	Where necessary has any action been taken to prevent reoccurrence?	N/A
14.5	Have there been any incidents of deliberate ignition by employees or arson attacks?	No
14.6	Are procedures in place to inform relevant persons of the need to report any potential fire hazards?	Yes
14.7	Is there a fire policy for the premises/organisation that clearly defines the roles and responsibilities of who will contribute to overall fire safety management?	Yes
14.8	Has the fire service inspected or had any formal meetings, familiarisation visits, operational crew/CFS visits within the last 12 months?	Not Known
14.9	Were any recommendations, enforcement or prohibition notices served?	N/A
14.10	Have all recommendations and notices been complied with?	N/A
14.11	Is adequate access provided for fire service vehicles in the event of an emergency?	Yes

<b>14.0 General Fire Safety Procedures: Finding(s)</b>	
<b>Ref</b>	<b>SIGNIFICANT FINDINGS</b>
	None.
<b>Ref</b>	<b>RECOMMENDATIONS</b>
	None.
<b>Ref</b>	<b>COMMENTARY</b>
14.1-14.5	Since the last fire risk assessment was undertaken there have been no reports of fire that our consultant was made aware of and there was no evidence of any fires having occurred. Any reports of fire or false alarms should be fully investigated and where necessary control measures implemented to reduce the possibility of further occurrences. Following any outbreak of fire affecting the common areas, the Fire Risk Assessment should be reviewed to identify if any further risk reduction measures are necessary.
14.3-14.4	All false, accidental and malicious actuations are recorded. System faults are corrected as soon as possible by the alarm contractor. Accidental and malicious actuations are passed to the Housing Manager who will arrange for the appropriate action to be taken.
14.6-14.7	As part of WCHG's standard response, they have a Fire Safety Policy/procedure in place.
14.7	The Chief Executive for Wythenshawe Community Housing Group has the overall responsibility for fire safety related matters and management.
14.8	Our assessor was not made aware there were any outstanding notices of deficiencies/enforcement action from the enforcing authority. The significant findings of this Fire Risk Assessment should form the basis of an action plan and be implemented within the recommended timescales. The significant issues identified may become enforceable if not actioned in a reasonable period of time.
14.8	It was stated for another neighbouring block that the local fire service makes occasional visits to the property for the purpose of information gathering (72d inspections) and training. It is reasonable to assume the same for this block. It is not thought that the Fire Service have visited recently, other than to respond to any false alarms that may have occurred or where they may have carried out some fire safety checks etc.
14.11	The previous FRA noted that the Fire Service had been provided with access fobs for all WCHG high-rise blocks.
14.11	Signage indicating certain provisions of the building is displayed externally, which may be used to assist attending Fire and Rescue Service personnel.



<b>15.0 Fire Safety Management</b>		
15.1	Are there an adequate number of appointed competent persons and arrangements (under Article 18 of the RRFSO) in place to assist the responsible person in the management and implementation of the preventative and protective measures? (safety assistance)	Yes
15.2	Has an Accountable Person been appointed? Where there is more than one accountable person, are there procedures in place ensuring that all accountable persons co-operate with each other?	Yes
15.3	Have all staff been trained in how to call the Fire Service, use of fire extinguishers, evacuation procedures and basic fire awareness?	Yes
15.4	Do all new employees receive basic fire procedure and induction training on the date of appointment?	Yes
15.5	Are records of fire safety training kept?	Yes
15.6	Are systems and procedures in place to control any new work, alterations or repairs to the premises, so that no fire hazards are introduced?	Yes
15.7	Is a "permit" to work procedure in place for contractors etc.?	Yes
15.8	Where an alterations notice is in force has the enforcing authority been informed prior to any significant changes being made?	N/A
<b>Fire Marshals &amp; Fire Plans</b>		
15.9	Are fire marshals required to take charge of a fire incident and liaise with the Fire Service where required?	N/A
15.10	Is there a list of fire marshals displayed in all locations where required?	N/A
15.11	Are systems in place to provide identification for fire marshals during an emergency where required?	N/A
15.12	Has a suitable fire assembly point been designated? (i.e. free from traffic hazards, radiated heat and free movement away from the premises)	N/A
15.13	Do the premises require a written fire emergency plan detailing the roles and responsibilities in order to safely evacuate?	N/A
15.14	Where required, is the fire emergency plan displayed on the premises?	N/A
15.15	Are there procedures for calling out key staff during fire related emergencies outside of normal working hours?	Yes

<b>15.0 Fire Safety Management: Finding(s)</b>	
Ref	SIGNIFICANT FINDINGS
	None.
Ref	RECOMMENDATIONS
	None.
Ref	COMMENTARY
15.1	WCHG employs competent persons to carry out service and maintenance of all preventative and protective services.
15.1-15.2	WCHG use third-party consultants with the necessary qualifications and competence or via fire mitigation frameworks to ensure preventative and protective measures are undertaken.
15.3-15.5	There are no permanent staff based in the block. However, as part of WCHG's standard responses, they have confirmed that all staff have undertaken fire safety awareness courses and are aware of the evac procedures for the in-scope buildings. The ARC will call the fire service in an activation. The monitoring company rings Assure24 and Assure24 rings the fire brigade.
15.6-15.7	As part of their standard responses, WCHG has confirmed that systems and procedures are in place to control any new work, alterations, or repairs to the premises, so that no fire hazards are introduced. This is currently undertaken by the Asset and Investment department which appoints appropriately qualified consultants as required. Also, permit-to-work procedures are in place for contractors.  Should the Responsible Person appoint their own contractors for any building works, it is advised that they confirm their competence to undertake the proposed works. To ensure appropriate competencies and quality of work it is advised that the contractor has suitable Third-Party Accreditation. Their impact on the building should be closely monitored with regard to (amongst others), damage to party walls, the introduction of sources of ignition and combustible materials, the blocking of exit routes, or fire doors being wedged open. If hot work is to be undertaken, ensure the contractor has appropriate risk assessments, method statements, and fire extinguishers in place before commencing the work. Carry out an inspection of the work area at least 30 minutes after the works have finished, to check for any hot spots.
15.9	There are no staff normally on site outside of usual office hours that would take charge of an incident or act as a fire marshal. Fire marshals are not required within blocks of flats or apartments.
15.13	The provision of a suitable action notice as detailed in commentary 13.6, 13.8 is considered sufficient with regard to the provision of the evacuation information to the residents.
15.13-15.14	It is understood that WCHG sends out fire safety leaflets periodically, which detail the evacuation strategy (stay safe) for the building.
15.15	The WCHG senior manager on call will be notified. If the incident is very serious, the business continuity plan would be invoked, which has the personal phone numbers of senior staff.

<b>16.0 Fire Evacuation Plan</b>		
<b>16.1</b>	Is there a current, suitable fire evacuation procedure for all residents (and occupants) to follow in the event of a fire, and has this been communicated to all residents?	Yes
<b>16.2</b>	If the premises operates a "stay put" policy, is this suitable?	Yes
<b>16.3</b>	In multi-occupied buildings do all the fire evacuation procedures complement each other?	N/A

<b>16.0 Fire Evacuation Plan: Finding(s)</b>	
<b>Ref</b>	<b>SIGNIFICANT FINDINGS</b>
	None.
<b>Ref</b>	<b>RECOMMENDATIONS</b>
	None.
<b>Ref</b>	<b>COMMENTARY</b>
16.0	The previous FRA noted that WCHG has advised tenants to contact them where there may be a change in their circumstances or deterioration in health and mobility, so as to assist them with their safety. Neighbourhood officers collect details of any residents who would require assistance during an evacuation by GMFRS. See the information in Section 7 regarding the SIB.
16.1-16.2	<p>The premises were constructed as purpose-built flats. They incorporate compartmentation between each flat and between the flats and the escape route and this supports a 'stay safe' policy. <b>However, there are several findings within this report that still require attention and action.</b></p> <p><b>It is not implied that those not directly involved who wish to leave the building should be prevented from doing so. Nor does this preclude those evacuating a flat that is on fire from alerting their neighbours so that they can also escape if they feel threatened.</b></p> <p>The Fire Safety Order requires that there should be a suitable emergency plan for the premises. Rarely will it be necessary to have a more elaborate emergency plan than a simple fire action notice. <b>Residents ought to have a clear understanding of what actions to take should a fire situation change and they need to evacuate the building.</b></p> <p>It is understood that WCHG has informed all the residents in their high-rise residential buildings, via a newsletter/leaflet of the action they should take on discovering a fire or on hearing the Evacuation Alert System when it is activated by the Fire and Rescue Service.</p>
16.1-16.2	If necessary, residents can be evacuated floor by floor using the control and evacuation equipment (EACIE), but this is only to be operated by the fire and rescue service.



## Fire Emergency Plan FLATS

### STAY PUT POLICY

#### **GENERAL ADVICE TO RESIDENTS**

This building has been built in such a way as to protect the people in it if a fire breaks out.

The important thing to remember is that if the fire starts in your home, it is up to you to make sure that you can get out of it.

#### **AT ALL TIMES**

- Make sure that the smoke alarms in your flat are tested.
- Do not store anything in your hall or corridor, especially anything that will burn easily.
- Use the fixed heating system fitted in your home. If this is not possible, only use a convector heater in your hall or corridor. Do not use any form of radiant heater there, especially one with either a flame (gas or paraffin) or a radiant element (electric bar fire).

#### **IF A FIRE BREAKS OUT IN YOUR FLAT**

If you are in the room where the fire is, leave straightaway, together with anybody else, then close the door.

- Do not stay behind to try to put the fire out, unless you have received suitable training.
- Tell everybody else in your flat about the fire and get everybody to leave.
- Close the front door and leave the building.
- CALL THE FIRE SERVICE.

#### **IF YOU SEE OR HEAR OF A FIRE IN ANOTHER PART OF THE BUILDING**

- It will usually be safe for you to stay in your own home.
- You must leave your home if smoke or heat affects it OR you are instructed to do so by the Fire Service. Close all doors and windows.

#### **CALLING THE FIRE SERVICE**

The Fire Service should always be called to a fire, even if it only seems to be a small fire. This should be done straight away.

The way to call the fire service is by telephone as follows.

- 1) Dial 999.
- 2) When the operator answers give the telephone number you are ringing from and ask for the FIRE service.

When you are put through to the fire service, tell them clearly where the fire is:

**Brookway Court, Bideford Drive, Wythenshawe, Manchester, M23 0GL**

Do not hang up until the fire service have repeated the address to you and you are sure they have got it right. The fire service cannot help if they do not have the address

**THE ABOVE PROCEDURE SHOULD BE COMMUNICATED TO EACH RESIDENT.**

## 17.0 Risk Analysis, Priority Ratings and Fire Risk Ratings

Each action required has been given a **priority rating of between 1 and 3** based upon the following:

**Note: The time scales given below are for the responsible person(s) to take action on the findings NOT the time scale to complete the resulting works from the findings.**

Priority 1 (P1)	A serious breach of the Fire Safety Order which if not actioned would significantly increase the risk of fire or injury. Failure to reduce the risk could result in substantial injury to relevant persons. Actions or omissions of this nature would normally constitute an offence liable to enforcement or prosecution actions by the Fire Authority. The time scales given are normally short – <b>from immediate up to one month.</b>
Examples include:	Blocked or locked fire exits, serious breaches of life safety fire resistance, ineffective fire doors, insufficient or complete failure of fire alarm, emergency lighting or smoke venting systems.
Priority 2 (P2)	A lesser breach of the Fire Safety Order or property risk, which if not resolved may present a risk of fire or injury. Failure to reduce the risk could result in a moderate injury to relevant persons. Compliance may still be required to satisfy enforcing authorities but longer time scales are given, such as <b>2 to 4 months.</b>
Examples include:	Breaches in compartmentation. Firefighting equipment missing or defective, minor defects to the fire alarm or emergency lighting systems.
Priority 3 (P3)	Poor practices or features that whilst not presenting a serious risk would detract from the overall impact on the fire safety provisions within the premises. Also includes provision or practices and features that are preferable over and above the minimum standards required under the Fire Safety Order. Time scales are <b>variable</b> and could be <b>up to 12 months.</b> The acts or omissions would normally be tolerable but actions should still be implemented to maintain the risk level at a tolerable level.
Examples include:	Missing or incomplete fire signage, incomplete maintenance logs.

The fire risk assessment process involves an assessment of the likelihood of an event (generally outbreak of fire) combined with an assessment of the severity should the event be realised, the severity being classified as negligible, tolerable, moderate, substantial or intolerable. Each significant finding identified has been given an appropriate risk rating, which is then prioritised accordingly on the action plan.

Once all the significant findings have been identified the premises are given an overall **Life** and **Property** risk rating based on the expert opinion, experience and training of the fire safety consultant conducting the assessment.



Definitions:	
<b>Hazard:</b>	An article, substance, machine, installation or situation with potential to cause harm, loss or both. A fire hazard is a hazard that has the potential to cause a fire or promote fire development and/or spread.
<b>Risk:</b>	A measure of the probability that the potential for harm or loss posed by the hazard will materialise, combined with the potential extent and severity of the harm and/or damage that may result.
<b>Harm:</b>	Physical injury, death, ill health, property and equipment damage and any form of associated loss, which could cause harm.
<p>To determine the risk rating two main areas are considered, the likelihood of an outbreak of fire and the potential for that outbreak to cause harm to persons, property and business continuity.</p> <p>The likelihood of fire outbreak is given a rating of highly unlikely, unlikely and likely, this is then multiplied by the harm potential rating of slight, moderate and serious harm.</p> <p>The level of fire risk is then quantified as <b>negligible, tolerable, moderate, substantial or intolerable</b>. The subjective risk rating is calculated and the risk level determined within the following parameters:</p>	
<b>Negligible Risk</b>	Where the combination of severity of harm and likelihood is very low and there is minimal risk to people's lives. The risk of a fire occurring is rare and the potential for fire spread is negligible, also where the overall fire safety management is of a high standard. No further action is normally required unless circumstances change. A reassessment should take place on the review date.
<b>Tolerable Risk</b>	Where the present systems, facilities or management procedures are reasonably satisfactory at the time of the assessment. Escape should be carried out unaided with effective fire safety management procedures in place. Possible minor actions may be required, with a reassessment being conducted at the review stage.
<b>Moderate Risk</b>	The present systems, facilities or management is unsatisfactory in some areas. Where a fire could occur and the available time needed to evacuate may be reduced by the speed of the development of fire, also where the reaction time of occupants may be slower because of the type of persons present e.g. sleeping, elderly or infirm or where there are large numbers of persons or complex escape routes. Remedial actions will be required with some control measures being implemented. A reassessment should be made once the control measures have been put in place.
<b>Substantial Risk</b>	Where the combination of severity and probability is high and urgent action must be taken to reduce the risk. Where a fire is likely or highly likely to occur and the spread of fire development would be such that the available escape time would be substantially reduced. Premises identified with substantial risk areas will normally require the provision of considerable resources in the form of equipment, training, information and management to mitigate the risks.
<b>Intolerable Risk</b>	Where the combination of severity and probability is such that extreme harm or death will occur and there is a real threat of an outbreak of fire. Action must be taken to immediately reduce the risk, ideally to a tolerable level. If this cannot be achieved, then consideration must be given to prohibiting or limiting the use of all or part of the premises until such risks can be reduced. Reassessment is required following implementation of the immediate or interim control measures.

The Probability of Fire depends on the number and nature of ignition sources, the extent of and any fire prevention measures and the nature and actions of the occupants. The Probability and Extent of Harm should a fire occur depends on the quality of the means of escape, number of storeys, complexity of the premises and mobility of the occupants.

Based upon the significant findings identified above, application of current fire safety codes and practice, experience and knowledge the following risk areas have been quantified.

### FIRE RISK RATING MATRIX

LIKELIHOOD OF FIRE OUTBREAK	LIKELY CONSEQUENCES OF FIRE			
	Subjective Fire Risk Rating	Slight Harm	Moderate Harm	Serious Harm
	Highly Unlikely	Negligible Risk	Tolerable Risk	Moderate Risk
	Unlikely	Tolerable Risk	Moderate Risk	Substantial Risk
	Likely	Moderate Risk	Substantial Risk	Intolerable Risk

## 18.0 Summary of Findings

Ref	Hazard or Defect	Action Required	Hazard Priority	Risk Rating	Action By	Review Date	Contractor Completed
8.7	Storage was observed within the common areas throughout the building.	It is recommended that arrangements are made for the storage to be removed and for residents to be advised/educated regarding storage in the escape routes accordingly, in line with WCHG policy.	P1 - previously identified	Moderate			
8.18-8.19	The final exit at the foot of the staircase is fitted with an electro-magnetic lock. To exit the premises a push button is located adjacent to the door but no emergency override is provided.	It is recommended that a green box emergency override is fitted to the identified door.	P2	Moderate			
9.1, 9.8	The walls that separate the lift lobby communal area where there are two flats located from the caretaker/plant areas on the ground floor did not carry on through the void area up to the floor slab structure.	It is recommended that this is investigated alongside the fire strategy and where required, the wall identified should be taken through the void up to the floor slab structure and adequately sealed to the same fire-resisting standard as the surrounding structure (usually 60 minutes of fire resistance).	P2	Moderate			
9.5-9.6	Multiple fire door deficiencies with communal and flat entrance doors were identified on this assessment. See 9.5-9.6 for further details.	A competent person should undertake a fire door audit. As part of the building fire door audit by a competent person, any deficiencies identified should be rectified.	P1	Moderate			
9.8	There were a number of penetrations in the compartmentation that did not appear to be adequately protected to maintain the fire resistance of the compartment floors/walls. See 9.8 for further details.	It is recommended that the areas identified are opened and checked/surveyed, and all areas are adequately fire-stopped to provide the same level of fire resistance as the surrounding walls/floors (usually 60 minutes).	P1 - previously identified	Moderate			
12.4-12.5	The extinguishers within the building appear to have expired their annual service dates of 04/2024 and 09/2023 (locations include the ground floor electrical room, and plant room, and the top floor lift motor room).	It is recommended that the extinguishers are checked and serviced by a competent person to ensure they are in good working order. Monthly checks should be undertaken thereafter.	P1	Moderate			
13.0	The area outside the lift on floor 15 was missing a 'Do Not Use Lift In The Event of Fire' sign.	A "Do Not Use Lift In The Event of Fire" sign should be displayed on floor 15.	P2	Moderate			

## 19.0 Recommendations

Ref	Observation	Recommended Action	Risk Rating	Contractor Completed
9.5	The top floor tank rooms and lift motor room doors were found in the open position. The main door to access this area from the communal lobby was securely closed.	It is recommended that the plant room doors be kept closed when the areas are not in use.	Moderate	
9.11	The vent in the bathroom to flat 65 was covered over with Perspex. This may affect the function of the venting system and not extract smoke from the flat in a fire situation.	It is recommended that vents are kept clear and unobstructed so that they can adequately perform their intended function.	Moderate	
10.7	The last fire risk assessment identified manual call points were not required in the communal areas. However, the one in the laundry remained where residents could potentially activate the manual call point.	It is recommended that the manual call point in the laundry be disabled and removed from use in order to reduce the potential for false activation.	Moderate	

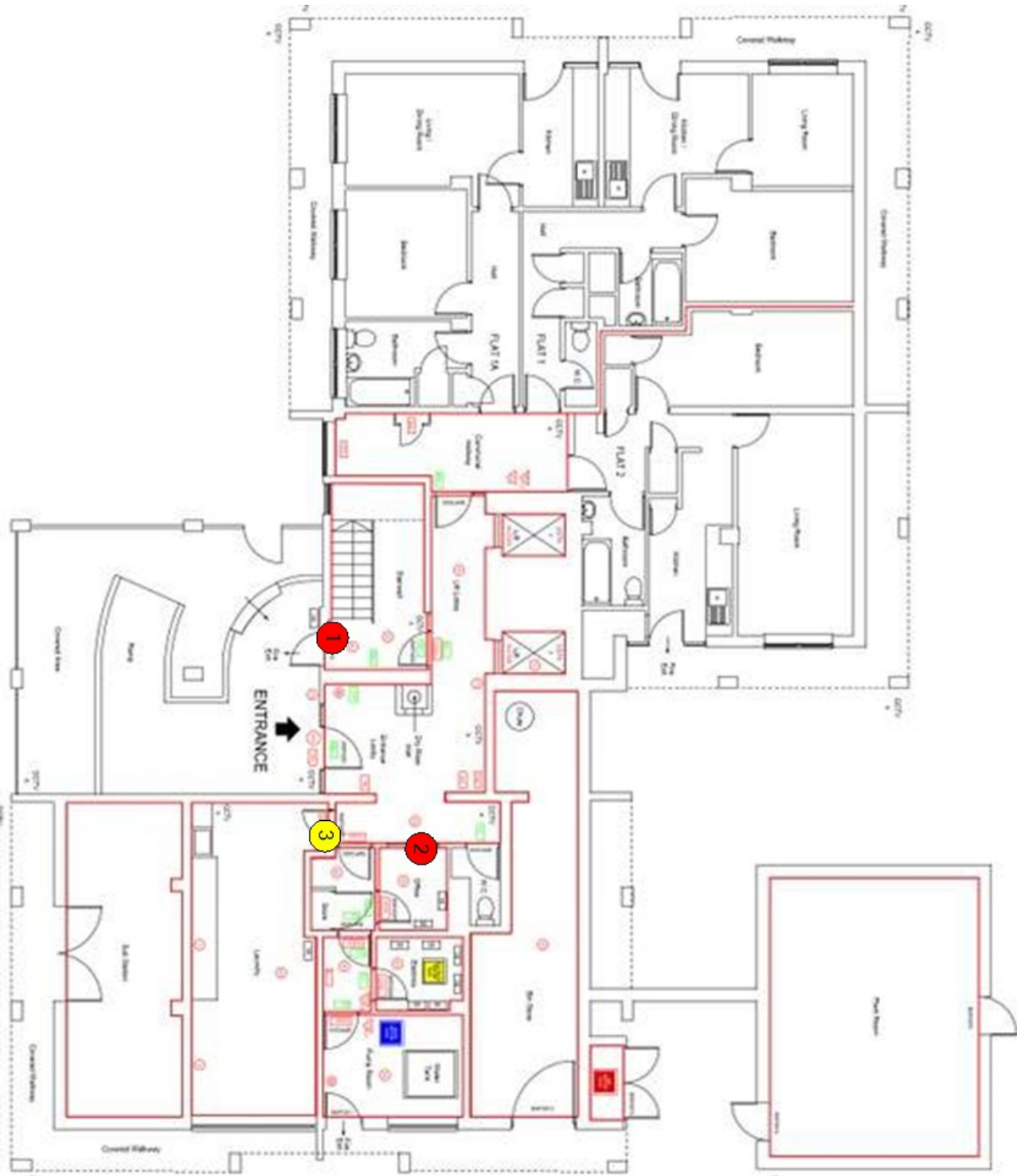
The recommendations above are issues which have been observed by the Total Fire Group Ltd Consultant and which in their opinion do not constitute a breach of the Regulatory Reform (Fire Safety) Order 2005 which deals with life safety in relation to all relevant persons. The recommendations are designed to assist the responsible person in identifying areas where the required life safety systems are showing signs of deterioration, fair wear and tear etc. so that the business can budget for future replacements, repairs etc. In addition, there may be areas where the consultant believes the business is vulnerable from fire in terms of property protection or business continuity and therefore has included recommendations for the client to consider or investigate further.

**IT IS FOR THE RESPONSIBLE PERSON TO DETERMINE WHETHER THE USE OF THE PREMISES, THE NATURE OF THE OCCUPANTS, THE PROPERTY PROTECTION, DAY TO DAY OPERATIONS AND THE FIRE SAFETY MANAGEMENT WOULD BE ENHANCED BY THE IMPLEMENTATION OF ANY RECOMMENDATIONS. THEY DO NOT CONSTITUTE A SIGNIFICANT FINDING.**

## 20.0 Commentaries

Ref	Observation	Recommended Action	Risk Rating	Contractor Completed
<b>THERE WERE NO COMMENTARIES.</b>				

Appendix  
Ground Floor



### 1 Means of Escape - 8.18-8.19

No Image

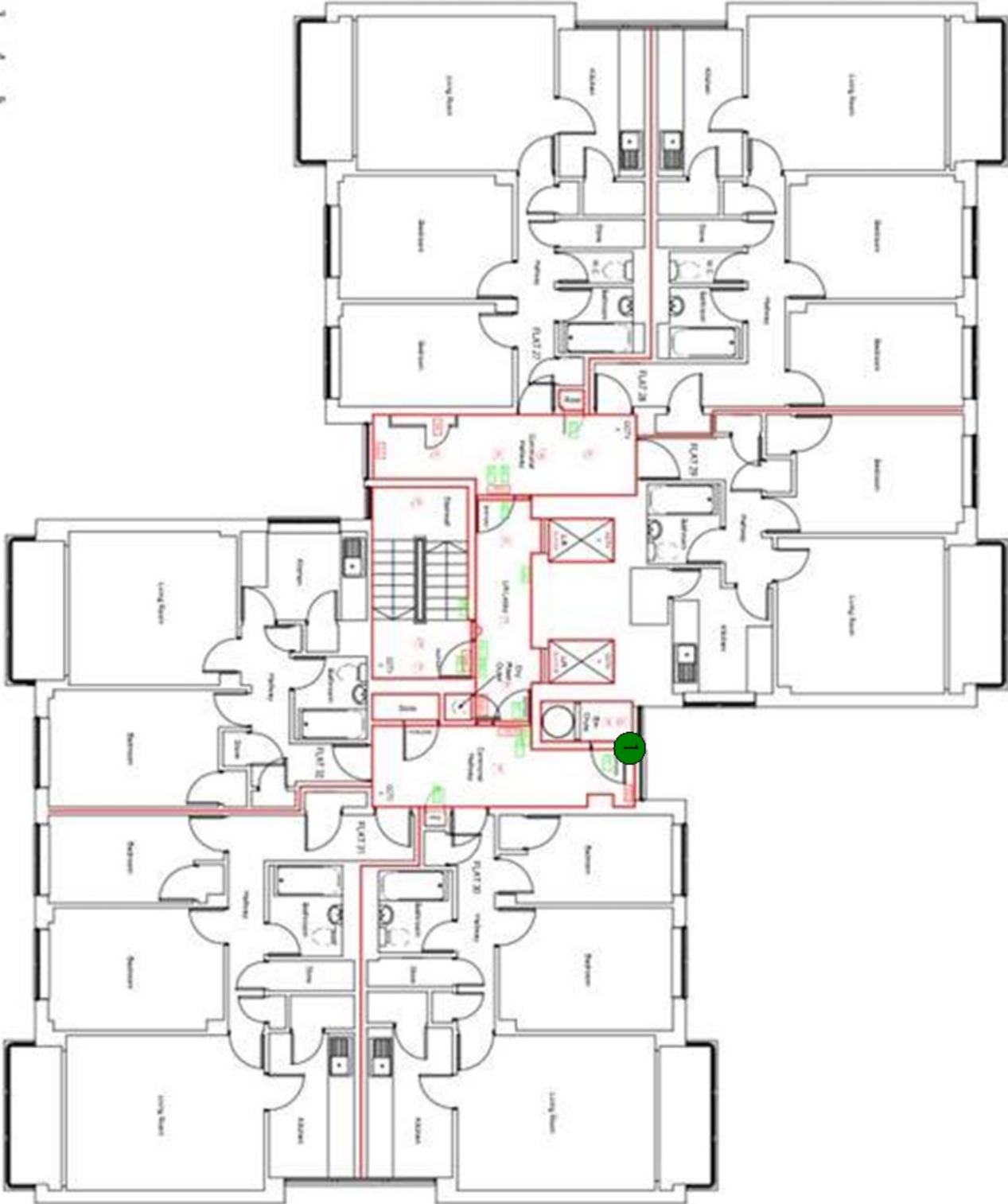
### 2 The Confinement of Fire - 9.1, 9.8

No Image

### 3 Automatic Fire Detection - 10.7

No Image

### Typical Upper Floor

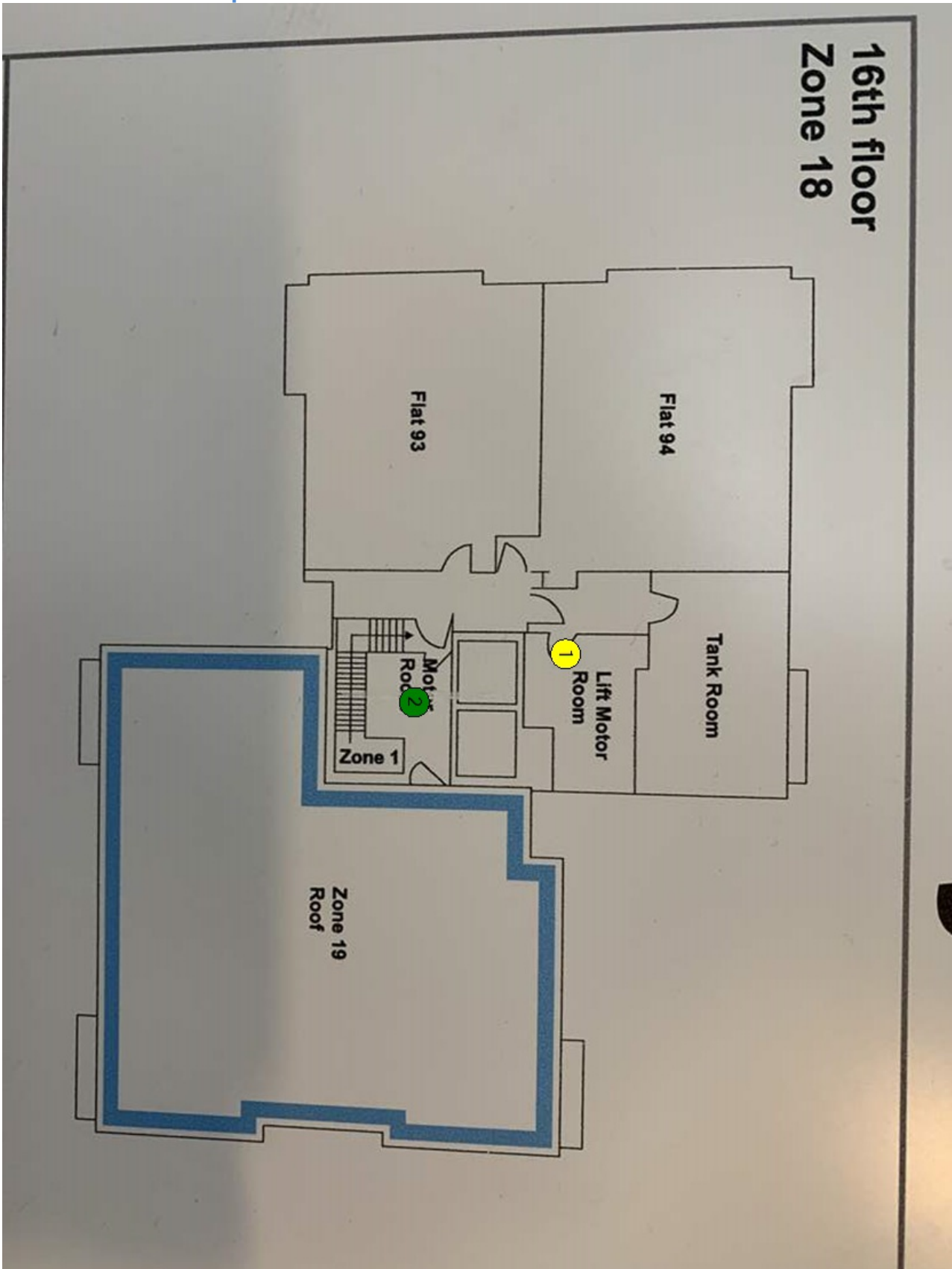




# 1 The Confinement of Fire - 9.1

No Image

## 16th floor and Roof plan





1 The Confinement of Fire - 9.5

No Image

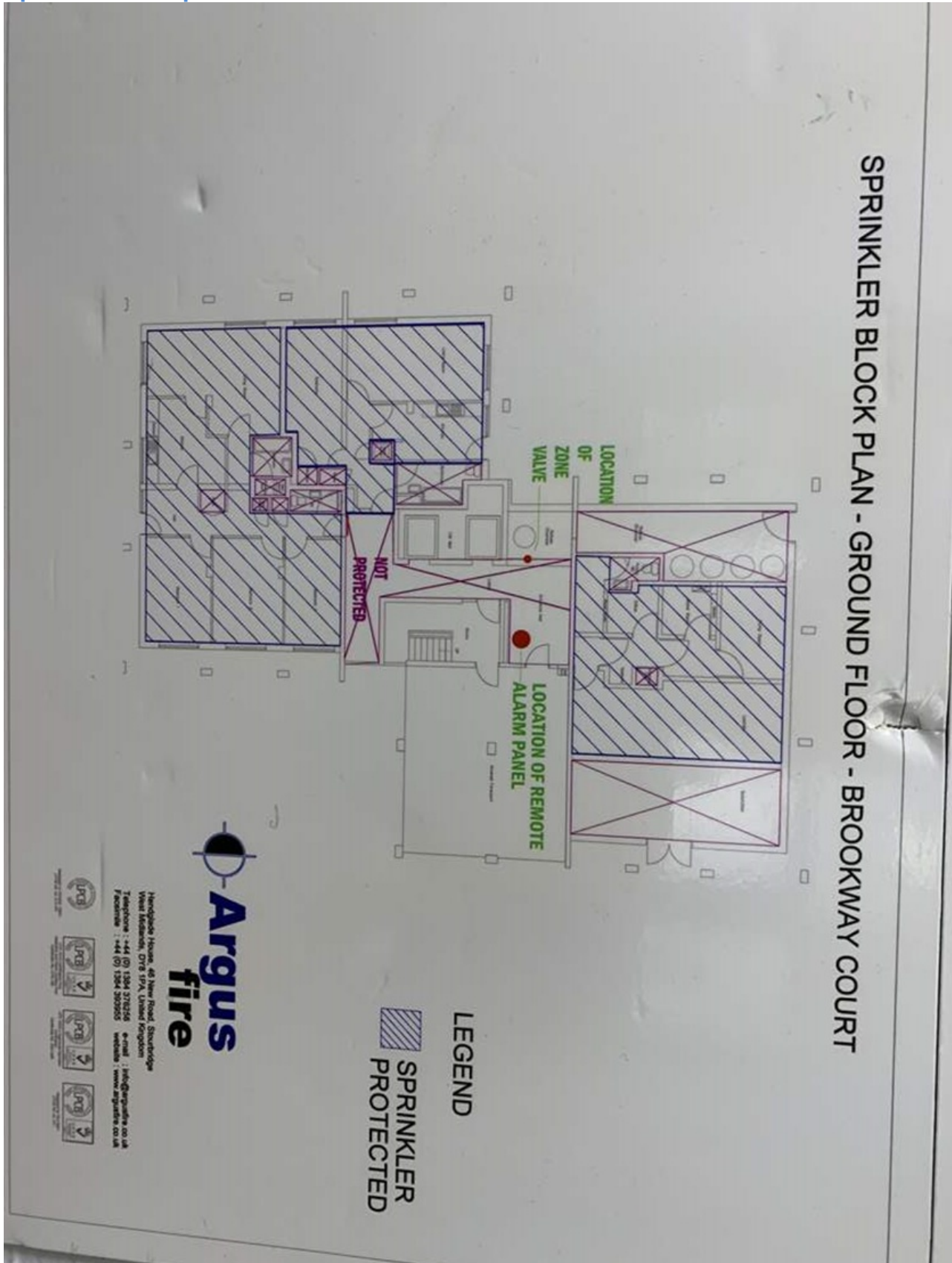
2 The Confinement of Fire - 9.1

No Image

Fire alarm zone plan



Sprinkler block plan - Ground floor





Sprinkler block plan - Typical upper floor

